

Admiral 28/32 Riding Scrubber



This machine was designed to give you excellent performance and efficiency. For best results and minimal cost, please follow the general guidelines below:

- Operate the machine with reasonable care.
- Follow the manufacturers suggested maintenance instructions as provided in the user manual.
- Use original PowerBoss supplied parts.

TECHNICAL SPECIFICATIONS

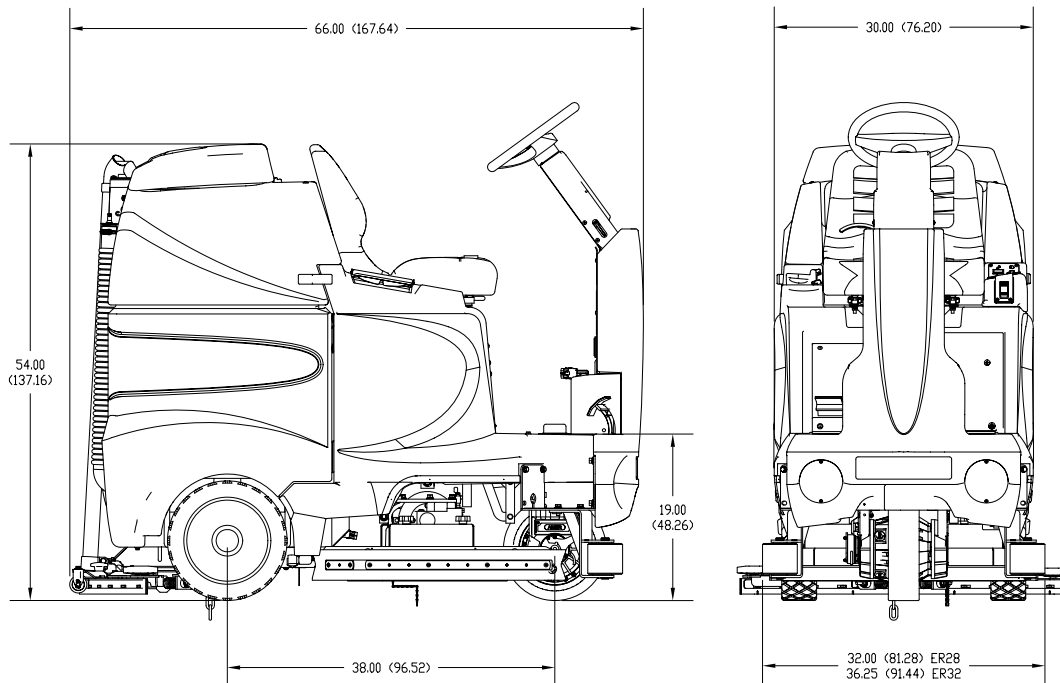
Model

Admiral 28/32

Model No.

ADMER28C, ADMER28CPLUS, ADMER28CQP, ADMER28D, ADMER28DPLUS, ADMER28DQP, ADMER32C, ADMER32CPLUS, ADMER32CQP, ADMER32D, ADMER32DPLUS, ADMER32DQP, ADMER32DQPIW

| | |
|-------------------------|---|
| Current | 60 Amps |
| Voltage, Batteries | 36 volts, 6-6volt |
| Battery Capacity | 275 Ah (Optional 395 Ah batteries available) |
| Sound Level | 75 dB |
| Dimensions (LxWxH) | 66" x 31" x 54" (167.64cm x 78.74cm x 137cm) |
| Gross Weight | 1,243 lbs (564 kg) with batteries 847 lbs (384 kg) without batteries |
| Working Grade Transport | 10% (7°) |
| Wheel to Floor Pressure | 64 PSI Front, 69 PSI Rear |

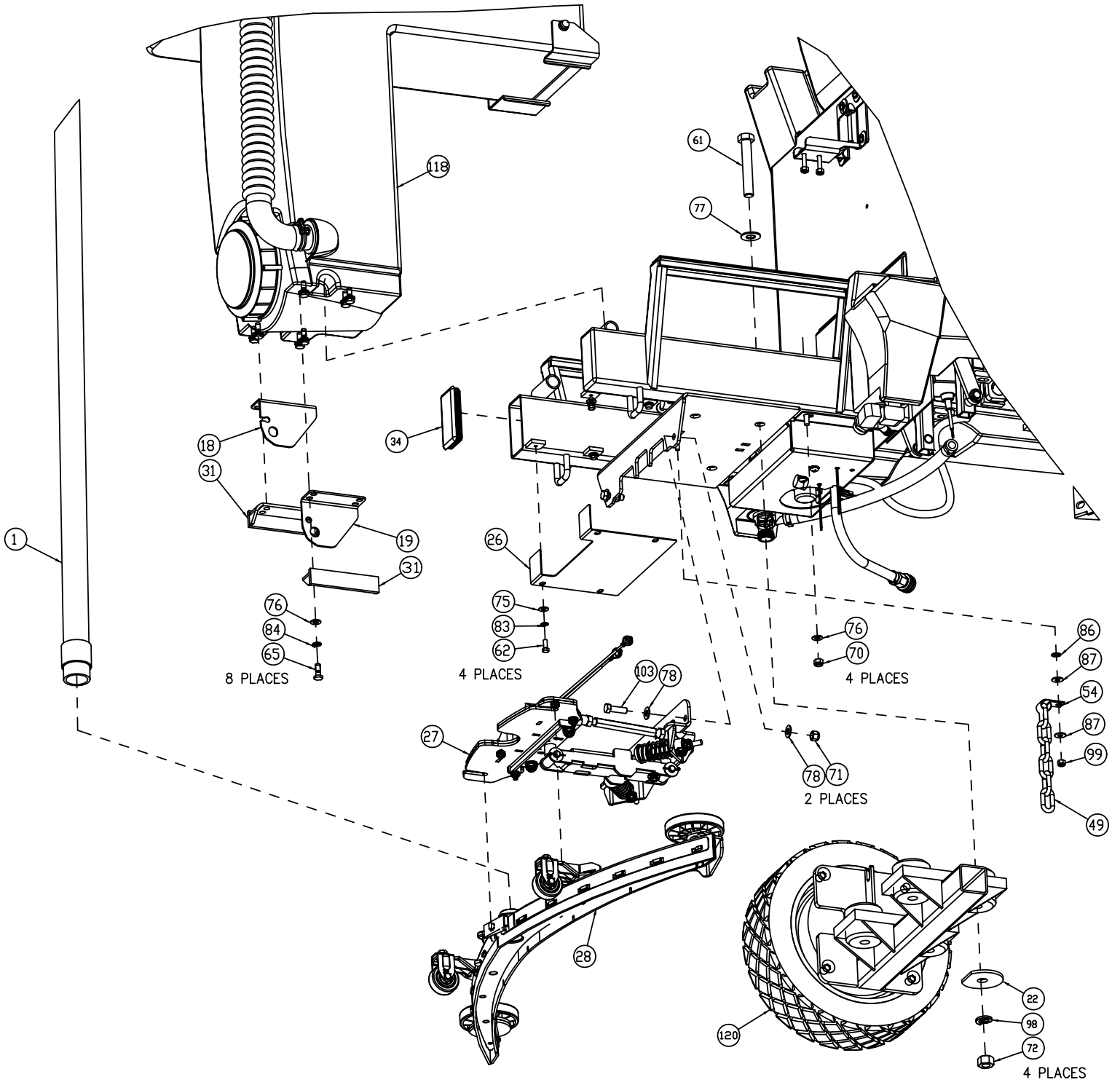


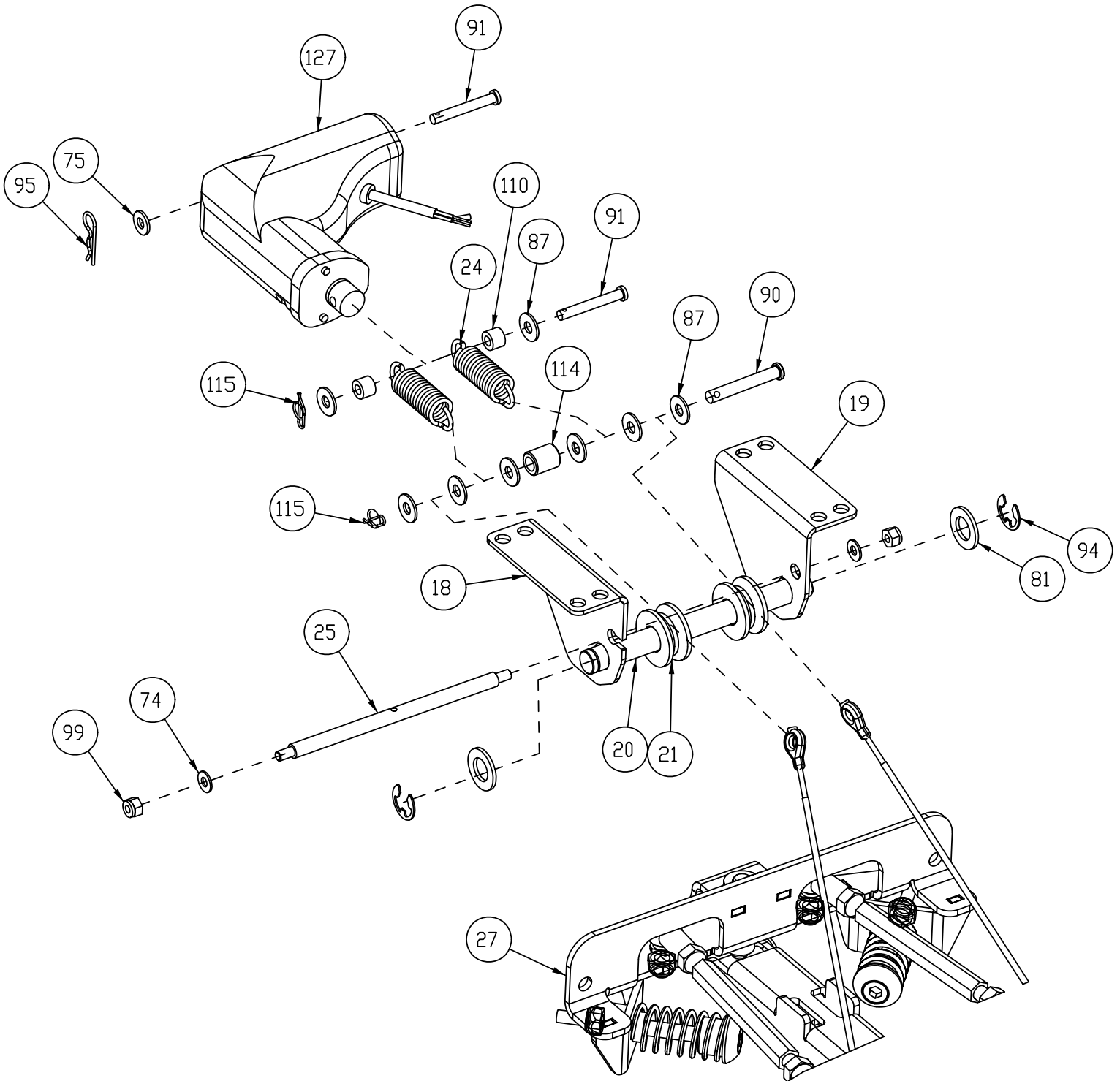
For Safety When Servicing or Maintaining Machine

- Stop on level surface.
- Disconnect the power to the machine by pulling the red Battery Connector located under the recovery tank near the batteries.
- Avoid moving parts. Do not wear loose jackets, shirts, or sleeves when working on machine.
- Avoid contact with battery acid. Battery acid can cause burns. When working on or around batteries, wear protective clothing and safety glasses. Remove metal jewelry. Do not lay tools or metal objects on top of batteries.
- Do not clean machine with a pressure washer.
- Authorized personnel must perform repairs and maintenance. Use PowerBoss supplied replacement parts.

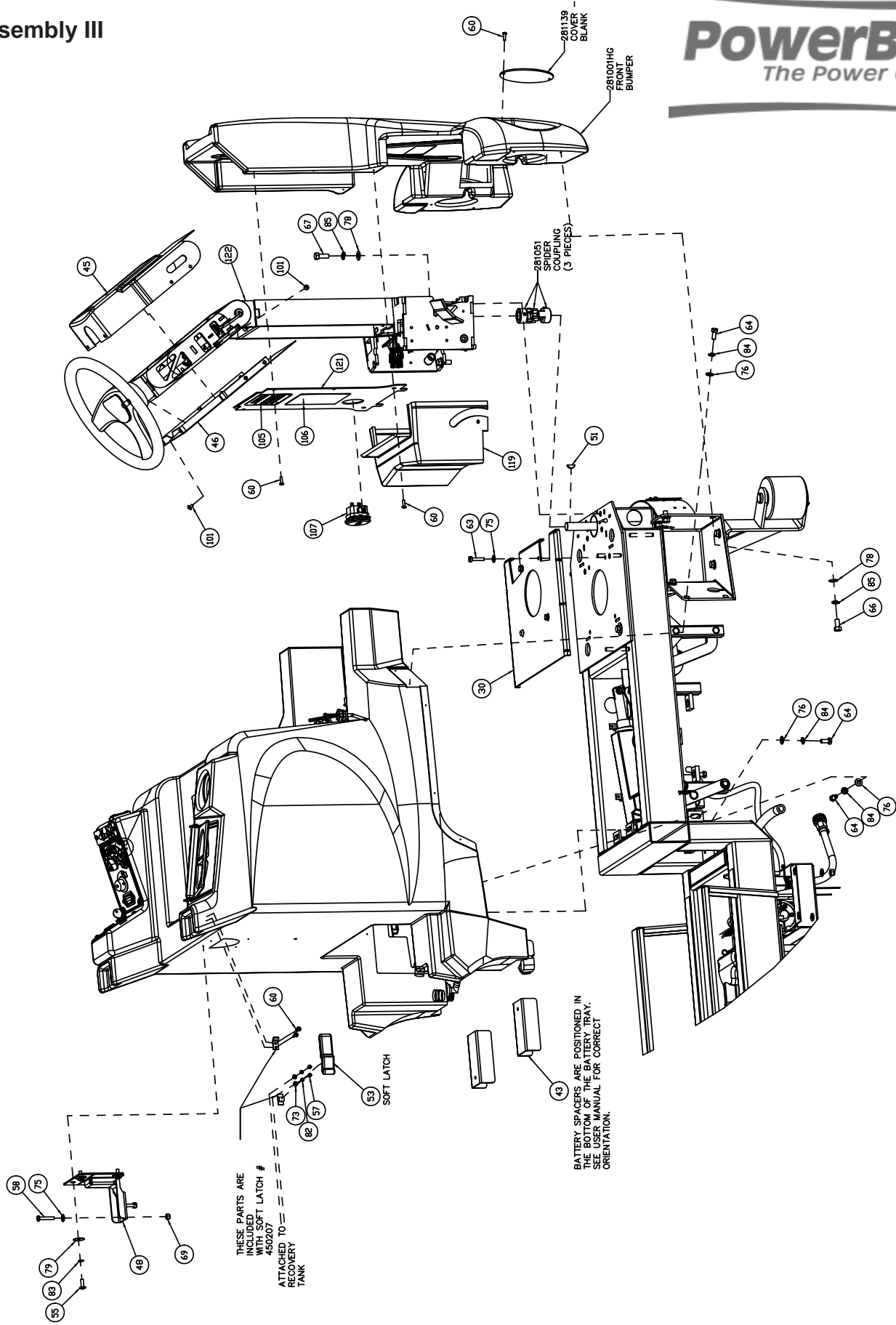
Table of Contents

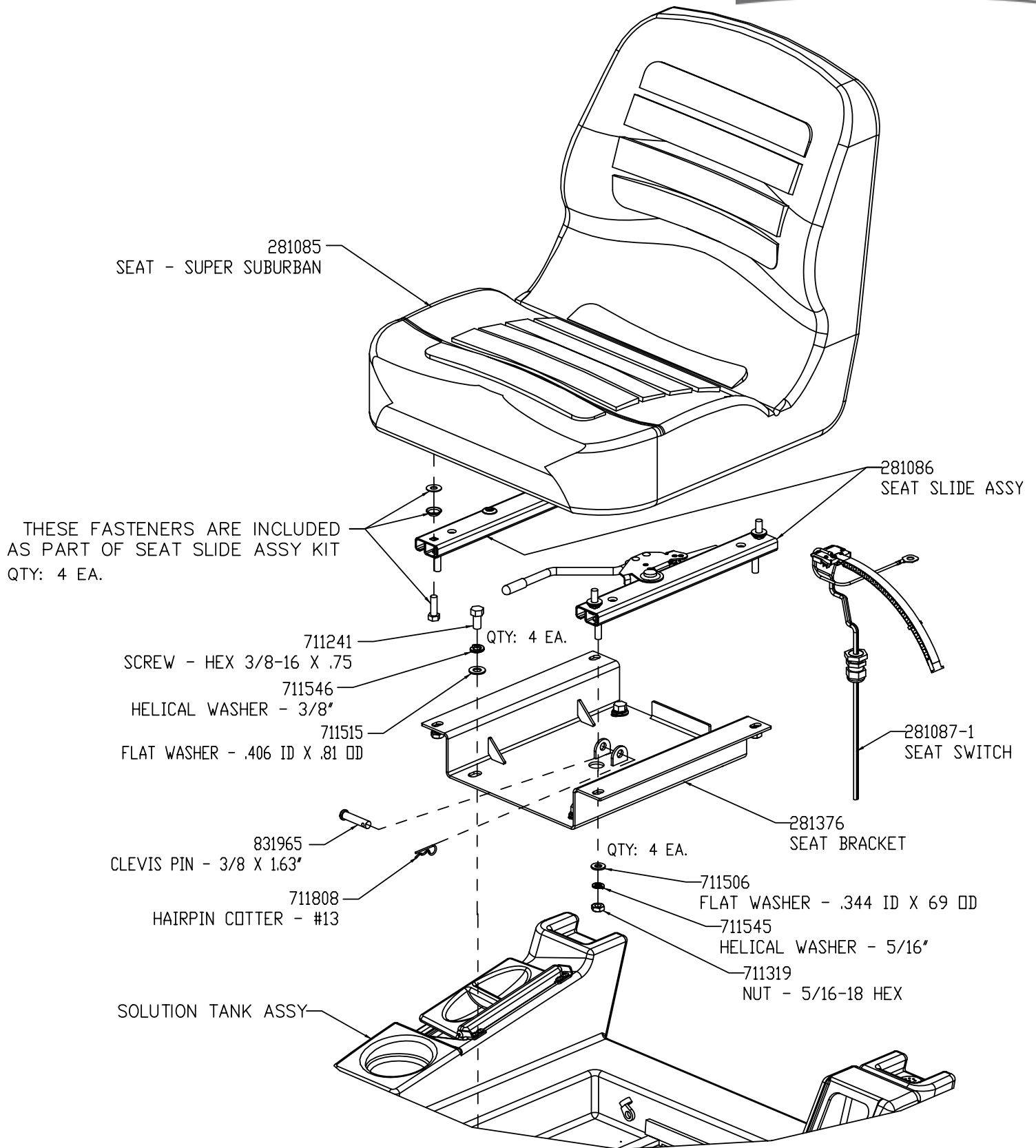
| | |
|--|----|
| Main Assembly I | 1 |
| Main Assembly II | 2 |
| Main Assembly III | 3 |
| Main Assembly IV | 4 |
| Mainframe Assembly V | 6 |
| Main Assembly VI | 8 |
| Drive Motor Cable Assembly | 10 |
| Front Drive Assembly | 11 |
| Steering Assembly | 13 |
| Solution Tank Assembly / Seat Assembly | 15 |
| Console Assembly | 16 |
| Controls Assembly | 18 |
| Electrical Panel Assembly | 19 |
| Circuit Breaker Assembly | 21 |
| Recovery Tank Assembly I | 22 |
| Recovery Tank Assembly II | 23 |
| Fixed Lid Assembly | 25 |
| Recovery Tank Drain (Dump) Hose Assembly | 26 |
| Battery Box Assembly | 27 |
| Pump Assembly | 28 |
| Rear Axle Assembly | 30 |
| Squeegee Mechanism Assembly | 31 |
| Squeegee Mechanism Adjustment View | 33 |
| Rear Squeegee Assembly | 34 |
| 28" Cylindrical Scrub Deck | 35 |
| 32" Cylindrical Scrub Deck | 39 |
| 28" Disc Scrub Deck | 43 |
| 32" Disc Scrub Deck | 46 |
| Cylindrical Scrub Deck Side Squeegee (Left Hand Side) | 49 |
| Cylindrical Scrub Deck Side Squeegee (Right Hand Side) | 50 |
| Disc Scrub Deck Side Squeegee (Left Hand Side) | 51 |
| Disc Scrub Deck Side Squeegee (Right Hand Side) | 52 |
| Cylindrical Scrub Deck and Roller Bumper Mounting | 53 |
| Disc Scrub Deck and Roller Bumper Mounting | 55 |
| Plumbing Diagram | 57 |
| Wiring Diagrams | 58 |
| Warranty | 63 |





Main Assembly III



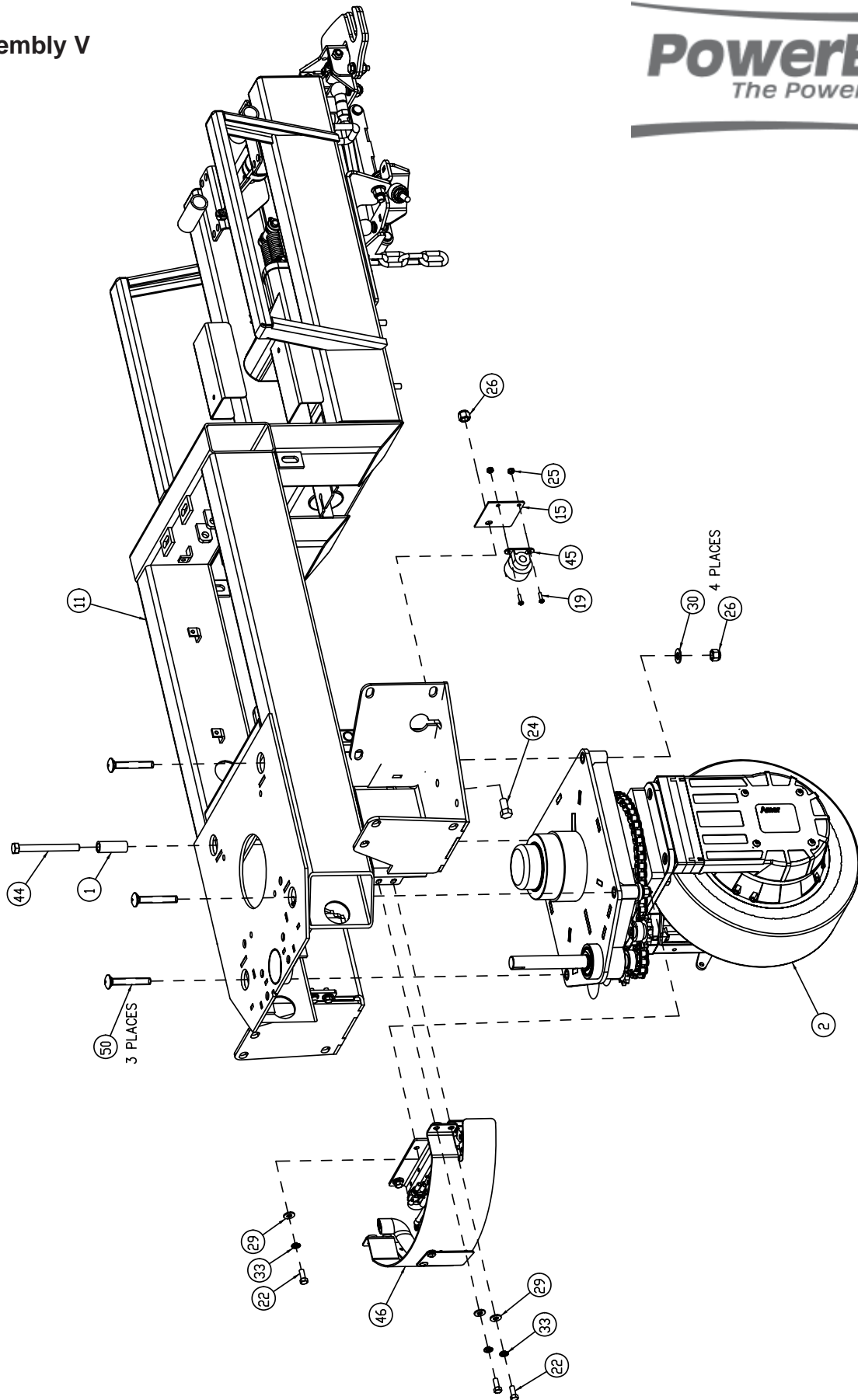


Mainframe Assembly I-IV BOM

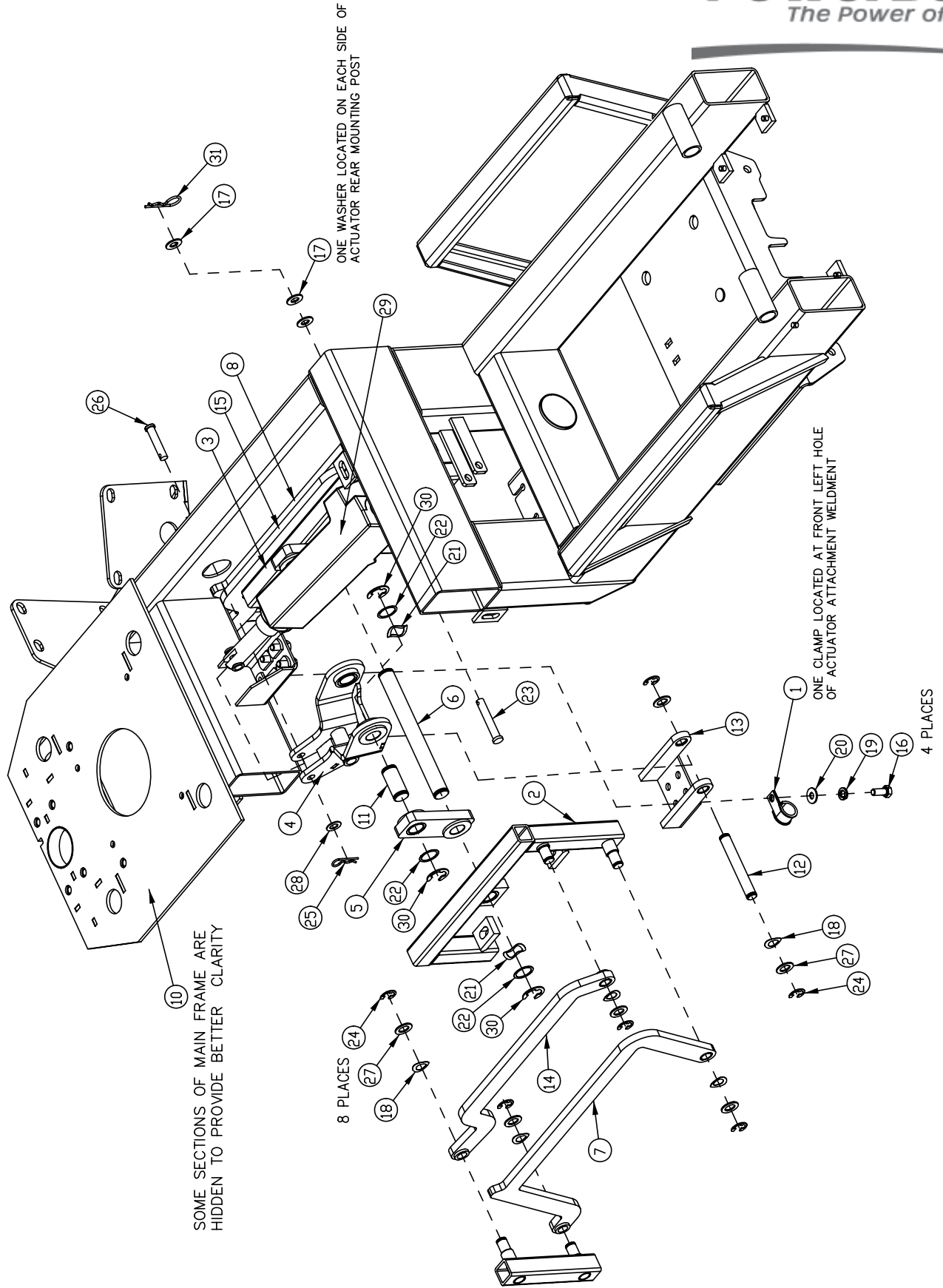


BILL OF MATERIAL - SC2832PB

| ITEM | PART NO. | REQ'D | DESCRIPTION | ITEM | PART NO. | REQ'D | DESCRIPTION |
|------|----------|-------|---|------|----------|-------|---|
| 1 | 241356 | 1 | VACUUM HOSE - 48" FLEXIBLE W/ PVC CUFFS | 65 | 711229 | 8 | BLT-HH 5/16-18 x .875 |
| 2 | 241468 | 1 | LEFT LIFT WELDMNT W/BUSHING | 66 | 711241 | 11 | SCR-HEX 3/8 -16X .75" ZP |
| 3 | 241470 | 1 | RIGHT LIFT WELDMNT W/BUSHING | 67 | 711242 | 6 | BLT-HH 3/8 -16 X 1.00 |
| 4 | 260125 | 1 | BUSHING YOKE, .407 X 1.687 STL | 68 | 711371 | 2 | NUT-NYLOC 6-32 STL ZINC |
| 5 | 281014PB | 1 | BATTERY TRAY ASSY | 69 | 711373 | 2 | NUT-NYLOC 1/4-20 |
| 6 | 281020 | 1 | FRONT BUMPER ASSY | 70 | 711374 | 4 | NUT-NYLOC 5/16-18 |
| 7 | 281051 | 1 | SPIDER COUPLING, 3/4" | 71 | 711380 | 7 | NUT-NYLOC 3/8-16 NUT |
| 8 | 281065 | 1 | ANTISKID PEDAL | 72 | 711445 | 4 | NUT HEX 5/8 X 11 PLATED |
| 9 | 281066 | 1 | ANTISKID STEP, LH | 73 | 711502 | 2 | WSR-FLT .170 x.38 x.032 STL ZINC |
| 10 | 281067 | 1 | ANTISKID STEP, RH | 74 | 711504 | 2 | WSR-FLAT 1/4 ID SS |
| 11 | 281068 | 1 | ANTISKID FLOOR | 75 | 711505 | 17 | 1/4 FLAT WASHER, STEEL |
| 12 | 281161 | 1 | ACTUATOR CRANK ASSEMBLY | 76 | 711506 | 20 | WSR-FLT .344 X .690 X .062, STEEL |
| 13 | 281171 | 2 | ACTUATOR LIFT LINK ASSEMBLY | 77 | 711511 | 4 | WSR-FLAT .62 X 1.31 X .09 |
| 14 | 281174 | 1 | LINK ATTACHMENT SHAFT | 78 | 711515 | 31 | WSR-FLAT .406 X .812 X .0625 |
| 15 | 281175 | 1 | LOWER LINK ASSY, LEFT | 79 | 711519 | 4 | WSR-FLAT .25 X 1.01 X .06 |
| 16 | 281176 | 1 | LOWER LINK ASSY, RIGHT | 80 | 711524 | 10 | WSR-WAVE .52 X .87 X .01 |
| 17 | 281189 | 1 | FRONT DRIVE ASSEMBLY | 81 | 711527 | 2 | WSR-FLAT .63 X 1.12 X .09 |
| 18 | 281193 | 1 | BRACKET - LIFT, LH | 82 | 711542 | 4 | WSR-HELICAL #8 |
| 19 | 281194 | 1 | BRACKET - LIFT, RH | 83 | 711544 | 14 | WSR-HELICAL 1/4 |
| 20 | 281195 | 1 | SHAFT - PULLEY | 84 | 711545 | 20 | WSR-HELICAL 5/16 |
| 21 | 281196 | 2 | PULLEY - PLASTIC | 85 | 711546 | 20 | WSR-HELICAL 3/8 |
| 22 | 281211 | 4 | SNUBBING WSR | 86 | 711565 | 1 | WSR-EXTERNAL LOCK 5/16 |
| 23 | 281214 | 1 | PUMP SUB-ASSEMBLY | 87 | 711575 | 15 | WSR-FLT .31x.75x.06ST |
| 24 | 281225 | 2 | SPRING - EXTENSION, 3.00" | 88 | 711583 | 4 | WSR-WAVE .78 X 1.00 X .02 |
| 25 | 281227 | 1 | ROD - CONTAINMENT | 89 | 711588 | 7 | WASHER - FLAT, .76 ID X 1.00 OD X .020 |
| 26 | 281228 | 1 | REAR COVER | 90 | 711671 | 1 | CLEVIS PIN .31X2.13 11-10 |
| 27 | 281230 | 1 | REAR SQUEEGEE MECHANISM | 91 | 711675 | 2 | CLEVIS PIN 1/4 X 1-7/8 |
| 28 | 281250 | 1 | REAR SQUEEGEE ASSY. - 950mm | 92 | 711678 | 1 | CLEVIS PIN 3/8 X 2-1/4 |
| 29 | 281300 | 1 | MAIN FRAME | 93 | 711713 | 10 | RETAINING RING - "E" TYPE EXT .500 |
| 30 | 281351 | 1 | FLOOR PANEL WELDMNT | 94 | 711749 | 2 | RETAINING RING - EXTERNAL "E" TYPE, FOR .62 SHAFT |
| 31 | 281360 | 2 | FIXED SLIDER WELDT | 95 | 711808 | 3 | COTTER PIN-HAIR #13 |
| 32 | 281365 | 1 | SEAT SUB-ASSY | 96 | 712124 | 1 | CLEVIS PIN, 3/8 X 1-3/4 |
| 33 | 281428 | 1 | SOLUTION BALANCE HOSE | 97 | 712310 | 10 | WSR-FLAT .52 X .87 X .06 PL |
| 34 | 281446 | 2 | ENDCAP, TUBING 2" X 4" | 98 | 712315 | 4 | WSR-HELI .64 X 1.26 X .06 PL |
| 35 | 281458 | 2 | LINK ATTACHMENT SHAFT | 99 | 712667 | 3 | NUT, HEX 1/4-20 NYLOC SS |
| 36 | 281459 | 1 | CRANK PIVOT SHAFT | 100 | 712767 | 1 | FLAT WASHER .406 ID X .75 OD X . |
| 37 | 281468 | 1 | FRICTION STRIP 9.50" | 101 | 712816 | 6 | SCR-MC 10-24 X .37 ST PL |
| 38 | 281469 | 2 | FRICTION STRIP 14.25" | 102 | 713042 | 4 | BLT-HH 3/8-16 X 1 #5 |
| 39 | 281470 | 2 | FRICTION STRIP 18.00" | 103 | 713043 | 2 | BLT-HH 3/8-16 X 1 1/4 #5 |
| 40 | 281471 | 1 | ACTUATOR AT M'T WMT W/ BUSHING ASSY | 104 | 713051 | 1 | BLT-HH 3/8-16 X 3.75 #5 |
| 41 | 281477 | 1 | UPPER LINK ASSY, LEFT | 105 | 715901 | 1 | WARNING DECAL, TANK LATCH |
| 42 | 281478 | 1 | UPPER LINK ASSY, RIGHT | 106 | 715908 | 1 | DECAL, DIAGNOSTIC CODES |
| 43 | 281671 | 2 | BRACKET, U CHANNEL SPACER | 107 | 740539 | 1 | HOUR METER 10 - 80 VDC |
| 44 | 281955 | 2 | FRONT ROLLER MOUNT BRKT WMT | 108 | 748200 | 1 | HORN / BACK UP ALARM |
| 45 | 281991 | 1 | STEERING COVER, TOP | 109 | 748360 | 1 | DRIVE MOTOR CABLE ASSEMBLY |
| 46 | 281992 | 1 | STEERING COVER, BOTTOM | 110 | 762371 | 2 | BUSHING .260X.50X.37 |
| 47 | 281996 | 1 | BKT, FOR HORN | 111 | 809148 | 6 | RETAINING RING - "E" TYPE EXT .75 |
| 48 | 281999 | 1 | BATT CONN MOUNT, WMT | 112 | 831965 | 1 | 3/8 x 1.63" CLEVIS PIN |
| 49 | 320996 | 1 | STATIC GROUNDING CHAIN | 113 | 833374 | 1 | PIN, HAIRPIN COTTER 3/8 |
| 50 | 360017 | 2 | 3/4" X 4.50 CLEVIS PIN | 114 | 840118 | 1 | BUSHING - .375 ID X .625 OD X .75 L, STEEL |
| 51 | 383277 | 2 | KEYWOODRUFF 3/16 X 3/4 | 115 | 3400125 | 2 | PIN-COTTER 3/8 RUE RING |
| 52 | 383347 | 2 | CRIMP CLAMP 1/2 HOSE SS 185R | 116 | 3400661 | 2 | PIN-COTTER 5/8 RUE-RING |
| 53 | 450207 | 2 | LATCH, SOFT #C7-10 | 117 | 281010PB | 1 | RECOVERY TANK W/ LIDS ASSEMBLY |
| 54 | 670139 | 1 | LUMINA 20", CHAIN MTG STRAP | 118 | 281012PB | 1 | SOLUTION TANK ASSY |

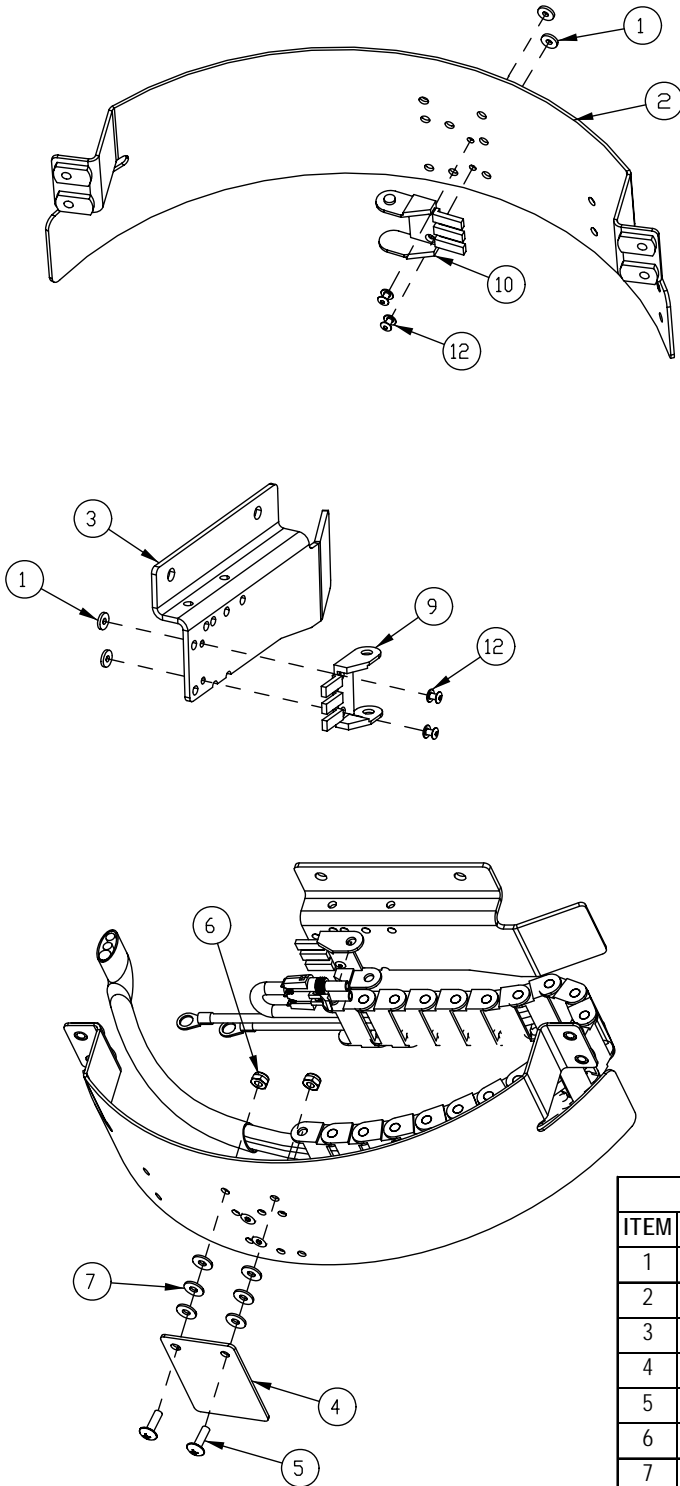


| BILL OF MATERIAL - SC2832PB | | | |
|-----------------------------|----------|-------|---|
| ITEM | PART NO. | REQ'D | DESCRIPTION |
| 1 | 260125 | 1 | BUSHING YOKE, .407 X 1.687 STL |
| 2 | 281189 | 1 | FRONT DRIVE ASSEMBLY |
| 3 | 281193 | 1 | BRACKET - LIFT, LH |
| 4 | 281194 | 1 | BRACKET - LIFT, RH |
| 5 | 281195 | 1 | SHAFT - PULLEY |
| 6 | 281196 | 2 | PULLEY - PLASTIC |
| 7 | 281225 | 2 | SPRING - EXTENSION, 3.00" |
| 8 | 281227 | 1 | ROD - CONTAINMENT |
| 9 | 281228 | 1 | REAR COVER |
| 10 | 281230 | 1 | REAR SQUEEGEE MECHANISM |
| 11 | 281300 | 1 | MAIN FRAME |
| 12 | 281446 | 2 | ENDCAP, TUBING 2" X 4" |
| 13 | 281471 | 1 | ACTUATOR ATM'T WMT W/BUSHING ASSY |
| 14 | 281671 | 2 | BRACKET, U CHANNEL SPACER |
| 15 | 281996 | 1 | BKT, FOR HORN |
| 16 | 281999 | 1 | BATT CONN MOUNT, WMT |
| 17 | 320996 | 1 | STATIC GROUNDING CHAIN |
| 18 | 670139 | 1 | LUMINA 20", CHAIN MTG STRAP |
| 19 | 710204 | 2 | SCR-MC 6-32 X .50 ST PL PAN HD |
| 20 | 710556 | 1 | SCR-MC FH 10-32 X .75, ZINC |
| 21 | 711161 | 6 | SCR-HI/LO 10 X 3/4 STL BLK ZINC |
| 22 | 711203 | 6 | BLT-HH 1/4-20 X 0.62 ST PL |
| 23 | 711228 | 4 | BLT-HH 5/16-18 X .75 ST PL |
| 24 | 711241 | 1 | SCR-HEX 3/8 -16 X .75" ZP |
| 25 | 711371 | 2 | NUT-NYLOC 6-32 STL ZINC |
| 26 | 711380 | 7 | NUT-NYLOC 3/8-16 NUT |
| 27 | 711502 | 2 | WSR-FLT .170 x.38 x.032 STL ZINC |
| 28 | 711504 | 2 | WSR-FLAT 1/4 ID SS |
| 29 | 711505 | 7 | 1/4 FLAT WASHER, STEEL |
| 30 | 711515 | 8 | WSR-FLAT .406 X .812 X .0625 |
| 31 | 711524 | 1 | WSR-WAVE .52 X .87 X .01 |
| 32 | 711527 | 2 | WSR-FLAT .63 X 1.12 X .09 |
| 33 | 711544 | 6 | WSR-HELICAL 1/4 |
| 34 | 711545 | 4 | WSR-HELICAL 5/16 |
| 35 | 711565 | 1 | WSR-EXTERNAL LOCK 5/16 |
| 36 | 711575 | 15 | WSR-FLT .31x.75x.06ST |
| 37 | 711671 | 1 | CLEVIS PIN .31X2.13 11-10 |
| 38 | 711675 | 2 | CLEVIS PIN 1/4 X 1-7/8 |
| 39 | 711749 | 2 | RETAINING RING - EXTERNAL "E" TYPE, FOR .62 SHAFT |
| 40 | 711808 | 1 | COTTER PIN-HAIR #13 |
| 41 | 712667 | 3 | NUT, HEX 1/4-20 NYLOC SS |
| 42 | 712816 | 2 | SCR-MC 10-24 X .37 ST PL |
| 43 | 713043 | 2 | BLT-HH 3/8-16 X 1 1/4 #5 |
| 44 | 713051 | 1 | BLT-HH 3/8-16 X 3.75 #5 |
| 45 | 748200 | 1 | HORN / BACK UP ALARM |
| 46 | 748360 | 1 | DRIVE MOTOR CABLE ASSEMBLY |
| 47 | 762371 | 2 | BUSHING .260X.50X.37 |
| 48 | 840118 | 1 | BUSHING - .375 ID X .625 OD X .75 L, STEEL |
| 49 | 3400125 | 2 | PIN-COTTER 3/8 RUE RING |
| 50 | 711254-1 | 3 | BLT-CARR 3/8-16 X 2.5 #5 |
| 51 | 740819-2 | 1 | ACTUATOR ASSY, 50mm 400N 24/36VDC |
| 52 | 748009-1 | 1 | ACTUATOR, W/WEATHER PACK SQUEEGEE |

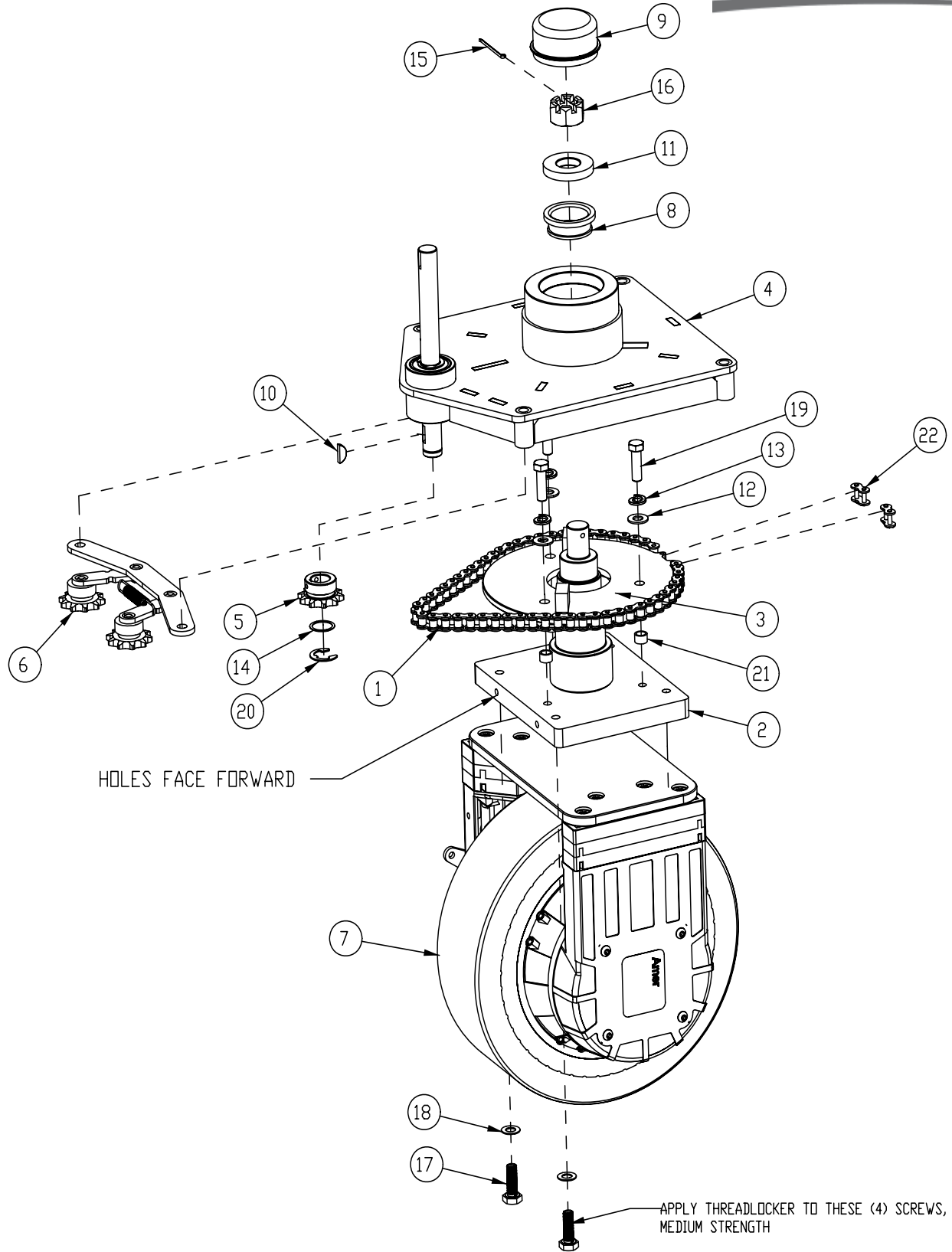


| BILL OF MATERIAL - DECK LIFT | | | |
|------------------------------|----------|-------|---|
| ITEM | PART NO. | REQ'D | DESCRIPTION |
| 1 | 82-54-A | 1 | CLAMP, MS21333-114 |
| 2 | 241468 | 1 | LEFT LIFT WELDMENT W/BUSHING |
| 3 | 241470 | 1 | RIGHT LIFT WELDMENT W/BUSHING |
| 4 | 281161 | 1 | ACTUATOR CRANK ASSEMBLY |
| 5 | 281171 | 2 | ACTUATOR LIFT LINK ASSEMBLY |
| 6 | 281174 | 1 | LINK ATTACHMENT SHAFT |
| 7 | 281175 | 1 | LOWER LINK ASSY, LEFT |
| 8 | 281176 | 1 | LOWER LINK ASSY, RIGHT |
| 9 | 281211 | 2 | SNUBBING WSR |
| 10 | 281300 | 1 | MAIN FRAME |
| 11 | 281458 | 2 | LINK ATTACHMENT SHAFT |
| 12 | 281459 | 1 | CRANK PIVOT SHAFT |
| 13 | 281471 | 1 | ACTUATOR ATM'T WMT W/ BUSHING ASSY |
| 14 | 281477 | 1 | UPPER LINK ASSY, LEFT |
| 15 | 281478 | 1 | UPPER LINK ASSY, RIGHT |
| 16 | 711228 | 4 | BLT-HH 5/16-18 X .75 ST PL |
| 17 | 711515 | 3 | WSR-FLAT .406 X .812 X .0625 |
| 18 | 711524 | 9 | WSR-WAVE .52 X .87 X .01 |
| 19 | 711545 | 4 | WSR-HELICAL 5/16 |
| 20 | 711575 | 4 | WSR-FLT .31x.75x.06ST |
| 21 | 711583 | 4 | WSR-WAVE .78 X 1.00 X .02 |
| 22 | 711588 | 7 | WASHER - FLAT , .76 ID X 1.00 OD X .020 |
| 23 | 711678 | 1 | CLEVIS PIN 3/8 X 2-1/4 |
| 24 | 711713 | 10 | RETAINING RING - "E" TYPE EXT .500 |
| 25 | 711808 | 1 | COTTER PIN-HAIR #13 |
| 26 | 712124 | 1 | CLEVIS PIN, 3/8 X 1-3/4 |
| 27 | 712310 | 10 | WSR- FLAT .52 X .87 X .06 PL |
| 28 | 712767 | 1 | FLAT WASHER .406 ID X .75 OD X . |
| 29 | 740819-2 | 1 | ACTUATOR ASSY, 50mm 4000N 24/36VDC |
| 30 | 809148 | 6 | RETAINING RING - "E" TYPE EXT .75 |
| 31 | 833374 | 1 | PIN, HAIRPIN COTTER 3/8 |

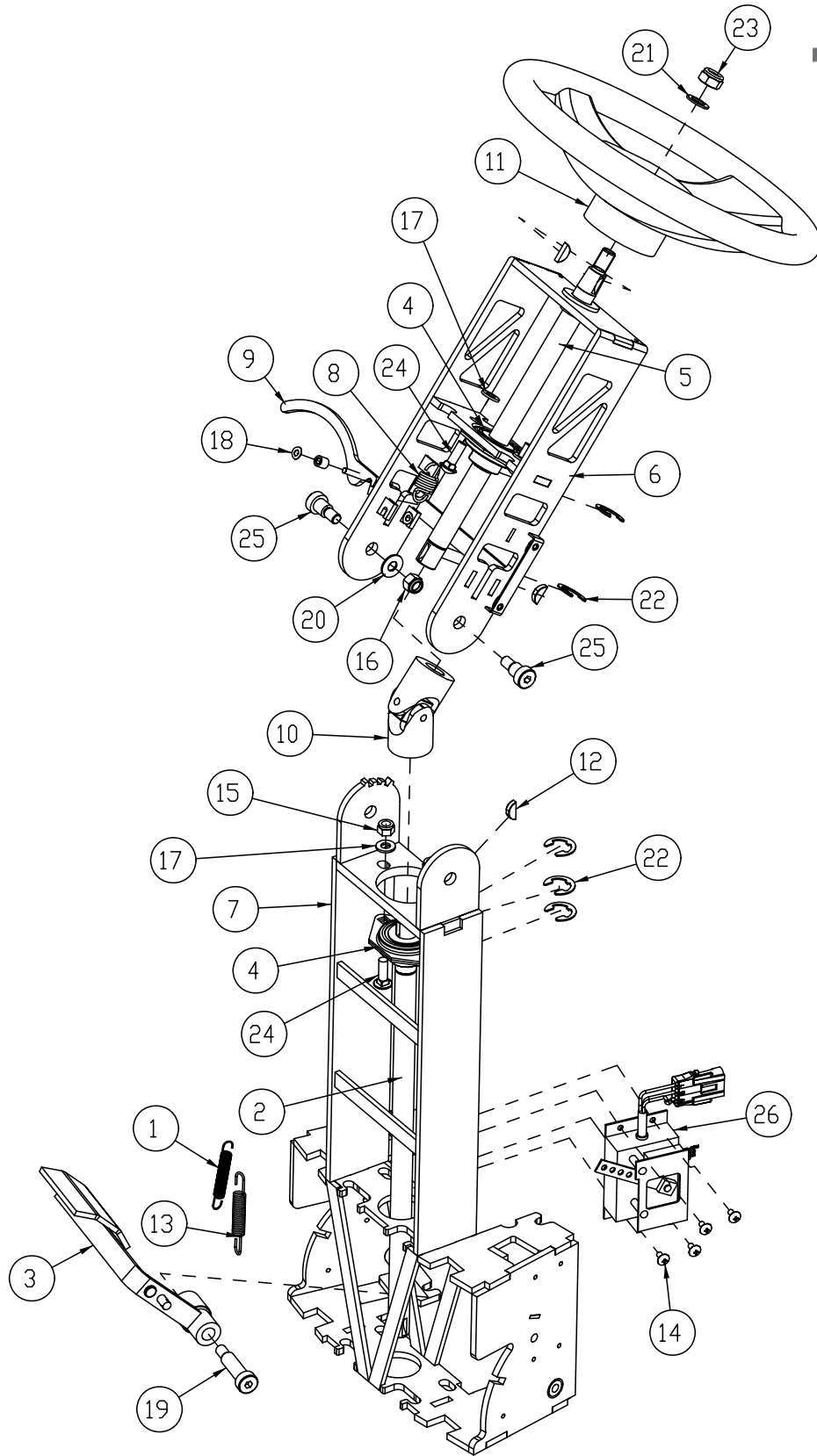
Drive Motor Cable Assembly



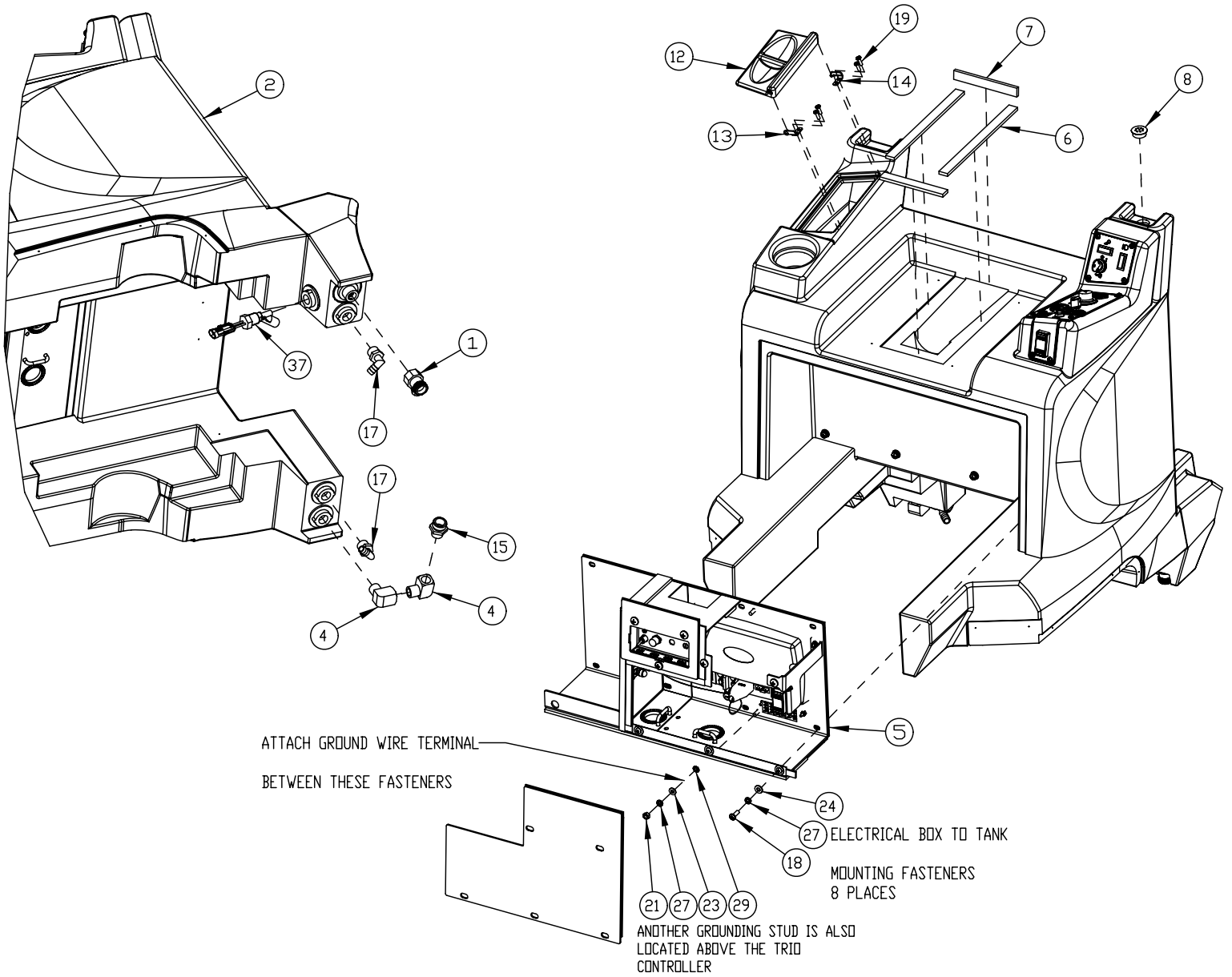
| BILL OF MATERIAL - 748360 | | | |
|---------------------------|----------|-------|-----------------------------------|
| ITEM | PART NO. | REQ'D | DESCRIPTION |
| 1 | 950-4-S | 4 | BACKUP PLATE - RIVET |
| 2 | 281188 | 1 | FRONT BRACKET - CABLE GUIDE |
| 3 | 281192 | 1 | BRACKET - DRIVE MOTOR |
| 4 | 281237 | 1 | COVER PLATE |
| 5 | 710154 | 2 | SCR-MC TR HD 10-32 X .625 SS |
| 6 | 711350 | 2 | NUT-NYLOC 10-32 |
| 7 | 712764 | 6 | WSR #10 SS |
| 8 | 748020 | 1 | CONNECTOR, PACKARD 2 COND MALE |
| 9 | 748219-2 | 1 | CABLE GUIDE, MOUNT BRACKET - BORE |
| 10 | 748219-3 | 1 | CABLE GUIDE, MOUNT BRACKET - PIN |
| 11 | 748344 | 1 | WIRE ASSY, DRIVE MOTOR |
| 12 | 827666 | 4 | RIVET-POP |



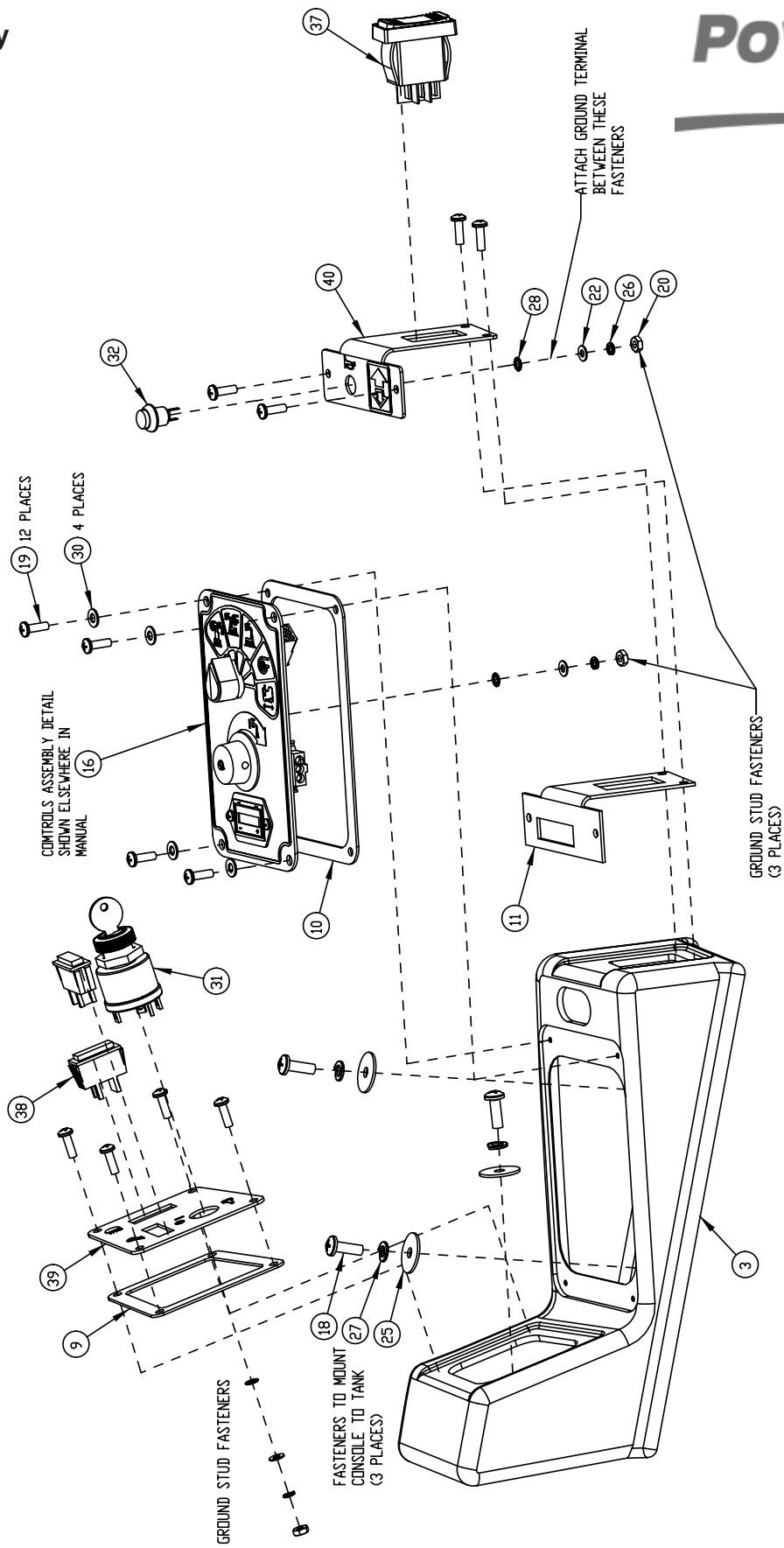
| BILL OF MATERIAL - 281189 | | | |
|---------------------------|----------|-------|--|
| ITEM | PART NO. | REQ'D | DESCRIPTION |
| 1 | 281054 | 1 | CHAIN, STEERING No. 40, 27.5" |
| 2 | 281190 | 1 | SPINDLE WELDMENT |
| 3 | 281254 | 1 | STEERING DISC WMT |
| 4 | 281257 | 1 | FRONT DRIVE W/ BEARING ASSY |
| 5 | 281268 | 1 | SPROCKET-RC #40, 10 TEETH, 3/4" BORE |
| 6 | 281285 | 1 | IDLER ASSY, FRONT DRIVE |
| 7 | 281400 | 1 | DRIVE MOTOR - AMER |
| 8 | 383077 | 1 | BEARING CONE (LM104949) |
| 9 | 383250 | 1 | GREASE CAP |
| 10 | 383277 | 1 | KEYWOODRUFF 3/16 X 3/4 |
| 11 | 383364 | 1 | THRUST WASHER |
| 12 | 711515 | 3 | WSR-FLAT .406 X .812 X .0625 |
| 13 | 711546 | 3 | WSR-HELICAL 3/8 |
| 14 | 711588 | 1 | WASHER - FLAT, .76 ID X 1.00 OD X .020 |
| 15 | 711807 | 1 | COTTER PIN .12 X 1.75 |
| 16 | 712113 | 1 | CASTLE NUT |
| 17 | 712330 | 4 | METRIC HEX CAP SCREW M10x1.5x30 |
| 18 | 712767 | 4 | FLAT WASHER .406 ID X .75 OD X . |
| 19 | 713043 | 3 | BLT-HH 3/8-16 X 1 1/4 #5 |
| 20 | 809148 | 1 | RETAINING RING - "E" TYPE EXT .75 |
| 21 | 809247 | 3 | STEERING PLATE SPACER |
| 22 | 833629 | 2 | MASTER LINK ASSY |



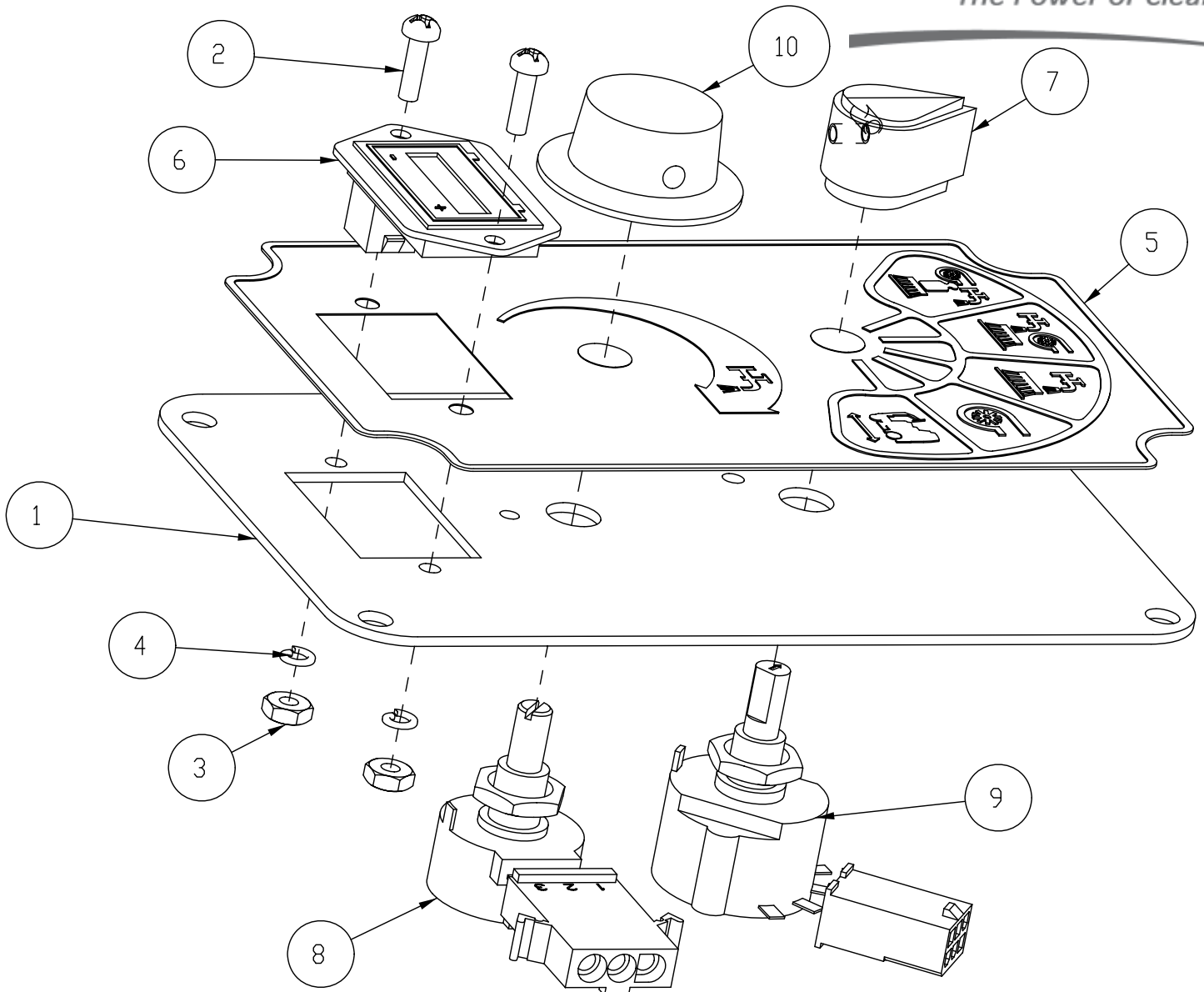
| BILL OF MATERIAL - 282301 | | | |
|---------------------------|-----------|-------|-------------------------------------|
| ITEM | PART NO. | REQ'D | DESCRIPTION |
| 1 | 281047 | 1 | SPRING, EXTENSION - 2.75" |
| 2 | 281328 | 1 | SHAFT, LOWER STEERING |
| 3 | 281331 | 1 | ACCEL PEDAL WMT |
| 4 | 281392 | 2 | BEARING FLANGE ASSEMBLY 3/4 (MCH) |
| 5 | 281484 | 1 | SHAFT, UPPER STEERING |
| 6 | 281989 | 1 | STEERING ASSY, TOP |
| 7 | 282302 | 1 | STEERING WELDMENT, LOWER |
| 8 | 282303 | 1 | SPRING - EXTENSION 1.375" F.L. |
| 9 | 282309 | 1 | ADJUSTMENT LEVER AND PIVOT PIN ASSY |
| 10 | 383098 | 1 | UNIVERSAL JOINT |
| 11 | 383152 | 1 | STEERING WHEEL |
| 12 | 383277 | 3 | KEYWOODRUFF 3/16 X 3/4 |
| 13 | 430051 | 1 | RETURN SPRING-3.00" |
| 14 | 710153 | 4 | SCR-MC 10-32X.37 |
| 15 | 711374 | 2 | NUT-NYLOC 5/16-18 |
| 16 | 711380 | 2 | NUT-NYLOC 3/8-16 NUT |
| 17 | 711506 | 4 | WSR-FLT .344 X .690 X .062, STEEL |
| 18 | 711521 | 2 | WSR-WAVE .21 X .44 X .02 |
| 19 | 712102 | 1 | BLT- SHLDR 1/2 X 1-1/2 |
| 20 | 712301 | 2 | WSR-FLAT .37 X .87 X .06 |
| 21 | 712310 | 1 | WSR- FLAT .52 X .87 X .06 PL |
| 22 | 809148 | 5 | RETAINING RING - "E" TYPE EXT .75 |
| 23 | 363-816 | 1 | NUT NYLOC 1/2-20 |
| 24 | 70-516-16 | 4 | BLT-CAR 5/16-18 X 1.00 ZP |
| 25 | 712099PLT | 2 | BLT- SHLDR 1/2 X 1/2 ZINC PLT |
| 26 | 748013-2 | 1 | POTENTIOMETER BOX ASSEMBLY |



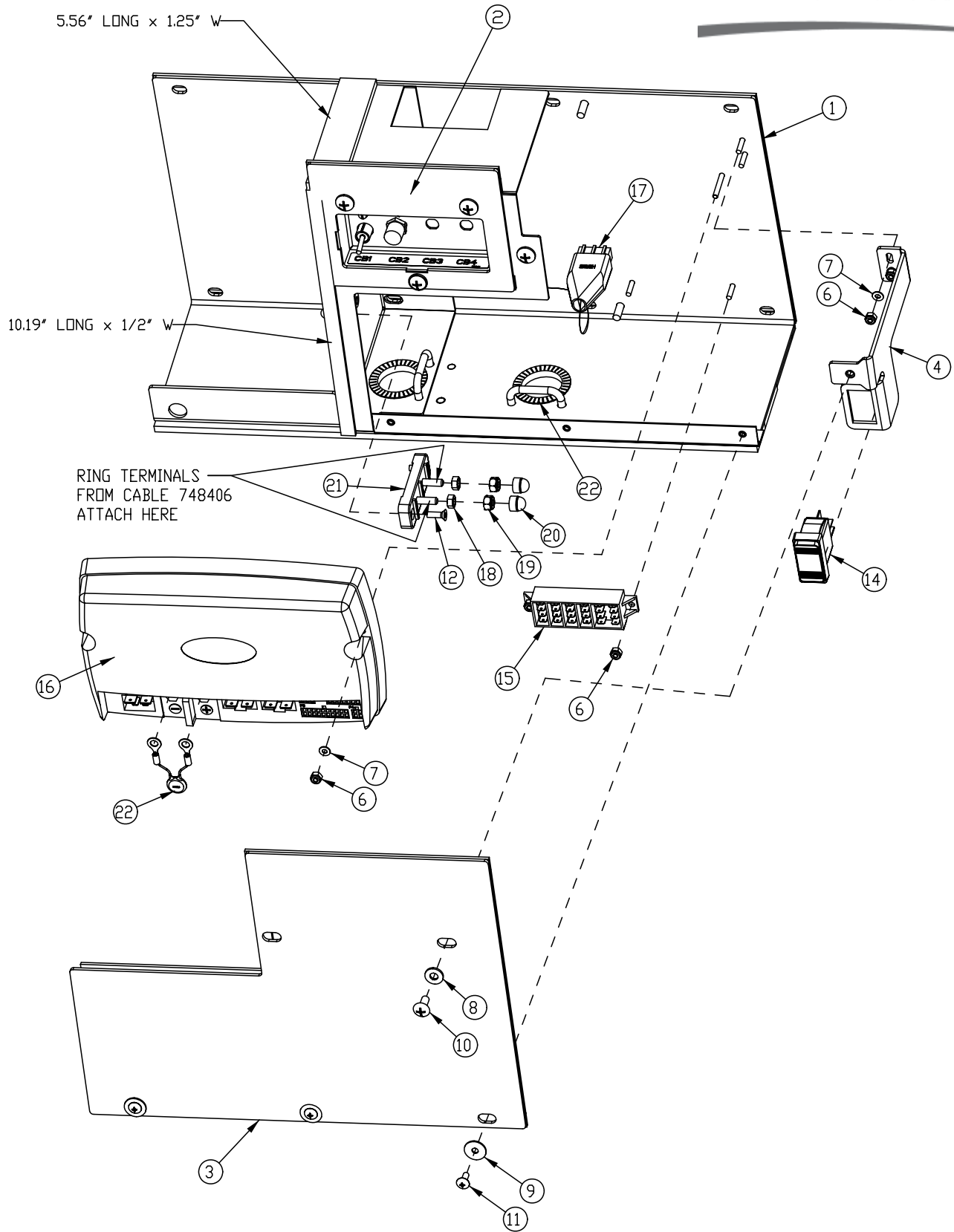
Console Assembly



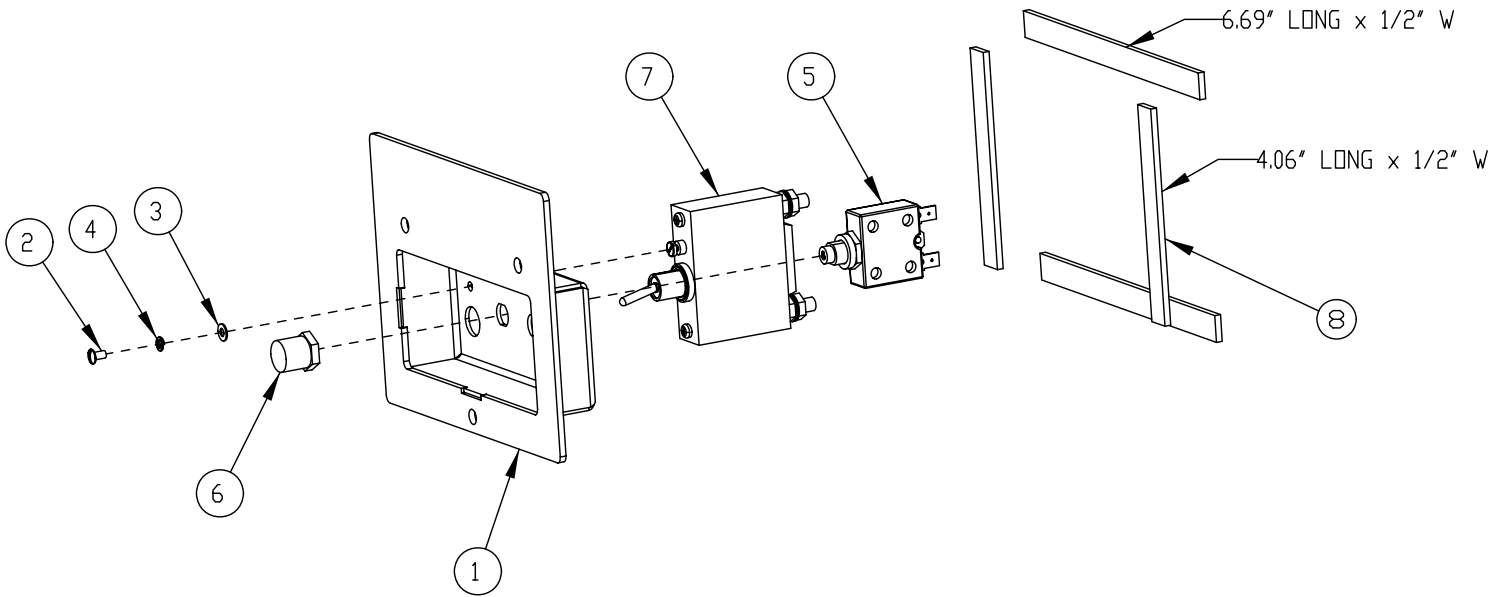
| BILL OF MATERIAL - 281012PB | | | |
|-----------------------------|----------|-------|---|
| ITEM | PART NO. | REQ'D | DESCRIPTION |
| 1 | 241570 | 1 | SHUTOFF VALVE, W/ZERO PRESSURE WASHER |
| 2 | 281002PB | 1 | SOLUTION TANK - 2800 |
| 3 | 281005PB | 1 | CONSOLE |
| 4 | 281093 | 2 | FITTING STREET 90 1/2 x 1/2 BRS |
| 5 | 281220 | 1 | ELECTRICAL BOX ASSY |
| 6 | 281363 | 2 | SEAT GASKET - LONG |
| 7 | 281364 | 2 | SEAT GASKET - SHORT |
| 8 | 281371 | 1 | VENT PLUG |
| 9 | 281372 | 1 | GASKET - IGNITION SWITCH PANEL |
| 10 | 281373 | 1 | GASKET - MEMBRANE SWITCH |
| 11 | 281375 | 1 | GASKET - DIRECTION SWITCH |
| 12 | 281380 | 1 | SOLUTION TANK PLASTIC COVER |
| 13 | 281381 | 1 | SOLN TANK HINGE SUB-ASSY - RIGHT |
| 14 | 281382 | 1 | SOLN TANK HINGE SUB-ASSY -LEFT |
| 15 | 281426 | 1 | COUPLING 3/4" HOSE X 1/2" MPT |
| 16 | 281498 | 1 | CONTROLS ASSY |
| 17 | 383449 | 2 | ELBOW 1/2 MPT X 1/2 BARB |
| 18 | 710380 | 11 | SCR-MC RD HD 1/4-20 X .75 STL PL |
| 19 | 711161 | 16 | SCR-HI/LO 10 X 3/4 STL BLK ZINC |
| 20 | 711304 | 3 | NUT-HEX 8-32 ST PL |
| 21 | 711316 | 2 | NUT-HEX 1/4-20 ST PL |
| 22 | 711502 | 3 | WSR-FLT .170 x.38 x.032 STL ZINC |
| 23 | 711504 | 2 | WSR-FLAT 1/4 ID SS |
| 24 | 711505 | 8 | 1/4 FLAT WASHER, STEEL |
| 25 | 711519 | 3 | WSR- FLAT .25 X 1.01 X .06 |
| 26 | 711542 | 3 | WSR-HELICAL #8 |
| 27 | 711544 | 13 | WSR-HELICAL 1/4 |
| 28 | 711552 | 3 | WSR - INTERNAL LOCK #8 |
| 29 | 711564 | 2 | WSR-EXTERNAL LOCK 1/4 |
| 30 | 712320 | 4 | WSR-NYLON .22 X .45 X .04 |
| 31 | 742927 | 1 | SWITCH, KEY 2 POLE |
| 32 | 748047 | 1 | HORN SWITCH 36V |
| 33 | 748087 | 1 | CABLE ASSY, BATTERY CONNECT (NOT SHOWN) |
| 34 | 748088 | 1 | 18 GA. RED 6.00" (NOT SHOWN) |
| 35 | 748090 | 1 | 1 GA. RED 20.00" (NOT SHOWN) |
| 36 | 748126 | 1 | GROUND STRAP (NOT SHOWN) |
| 37 | 748151 | 1 | SWITCH, ON-ON, DPDT |
| 38 | 748154 | 2 | SWITCH, BLANK, 742716 |
| 39 | 281378SP | 1 | IGNITION SWITCH PANEL |
| 40 | 281497SP | 1 | DIRECTION CONTROL PANEL |
| 41 | 742708-4 | 1 | FLOAT SWITCH W/WEATHER PACK |
| 42 | 748138E | 1 | WIRE HARNESS ASSY, FRONT (NOT SHOWN) |



| BILL OF MATERIAL - 281498 | | | |
|---------------------------|----------|-------|--------------------------------|
| ITEM | PART NO. | REQ'D | DESCRIPTION |
| 1 | 281499 | 1 | BKT, CONTROLS |
| 2 | 710204 | 2 | SCR-MC 6-32 X .50 ST PL PAN HD |
| 3 | 711301 | 2 | NUT-HEX 6-32 ST PL |
| 4 | 711541 | 2 | WSR-HELICAL #6 ST PL |
| 5 | 715455 | 1 | DECAL, CONTROLS |
| 6 | 747011 | 1 | BATTERY GAUGE, TRUCHARGE |
| 7 | 747020 | 1 | KNOB-MODE SELECTOR |
| 8 | 747025 | 1 | POTENTIOMETER ASSY WATER FLOW |
| 9 | 747027 | 1 | SWITCH ASSY, MODE SELECTOR |
| 10 | 809874 | 1 | KNOB, SPEED CONTROL |

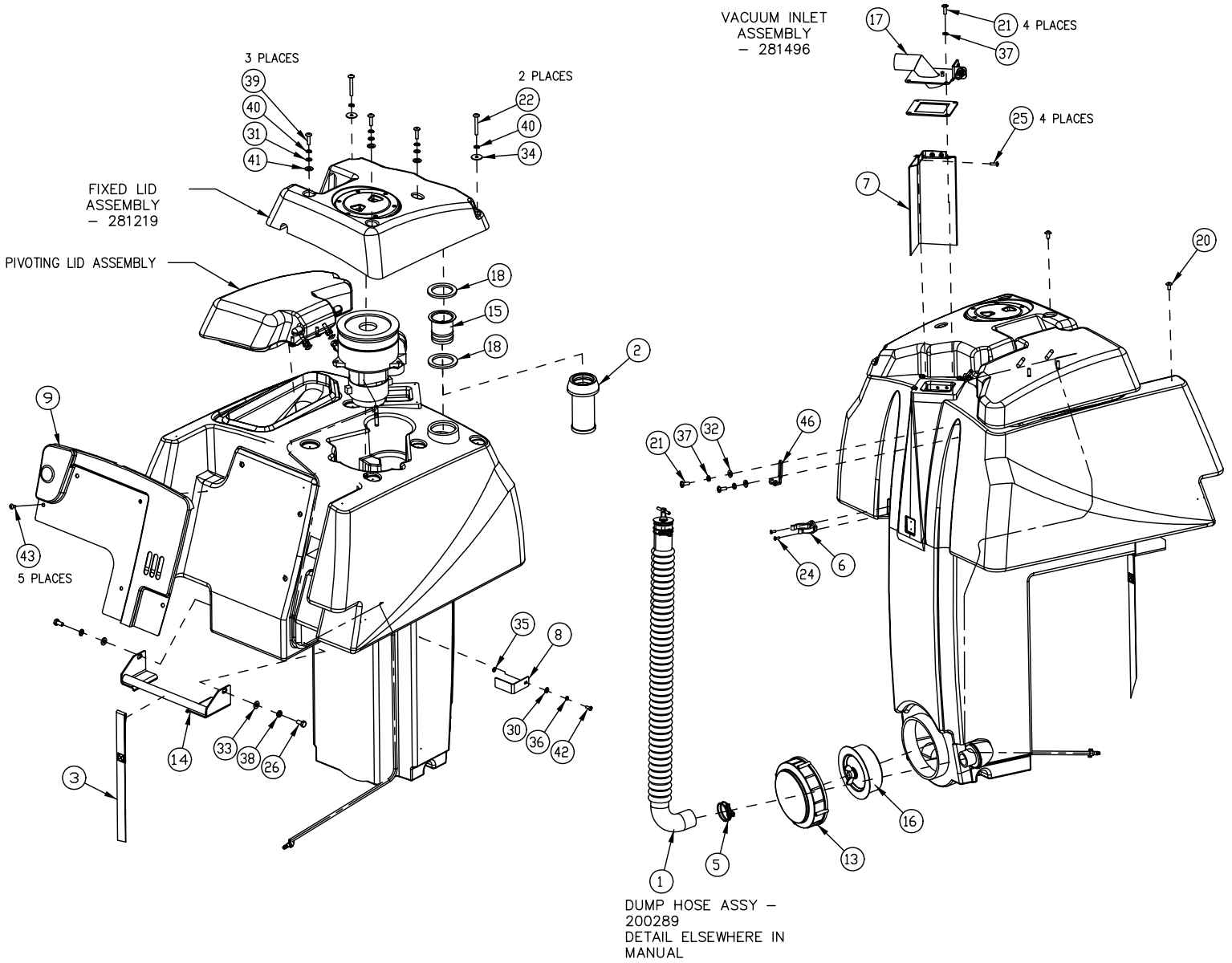


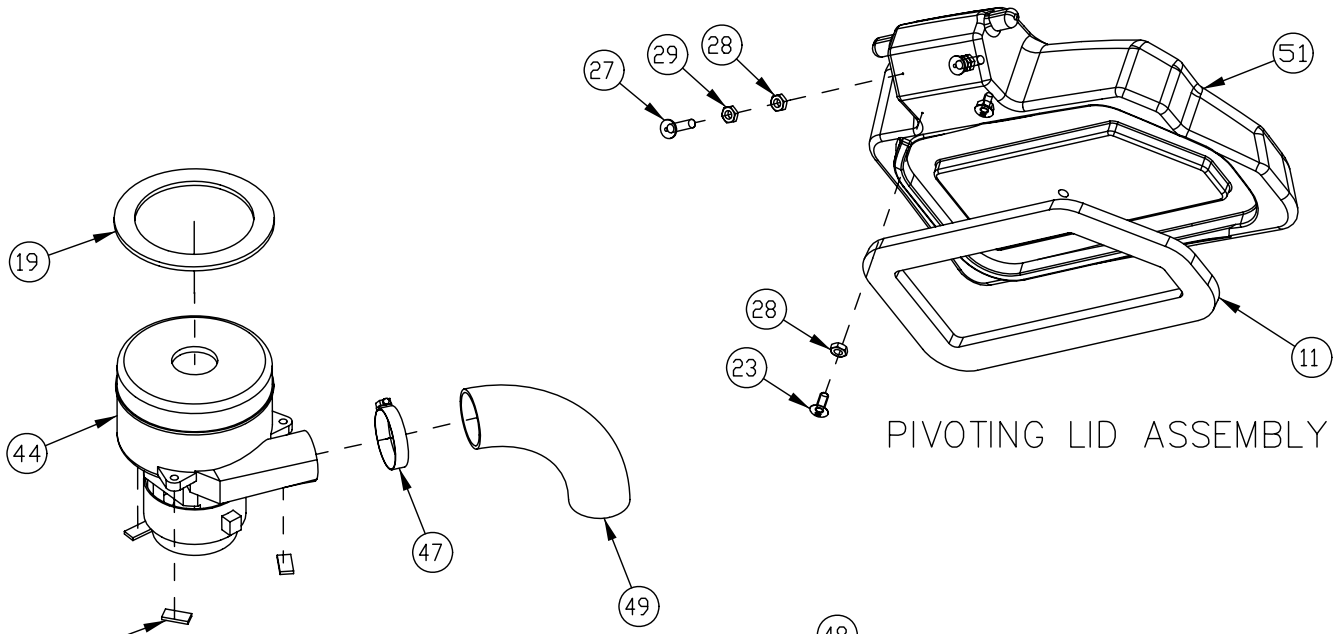
| BILL OF MATERIAL - 281220 | | | |
|---------------------------|----------|-------|----------------------------------|
| ITEM | PART NO. | REQ'D | DESCRIPTION |
| 1 | 281229 | 1 | ELECTRICAL BOX WELDMENT |
| 2 | 281240 | 1 | CIRCUIT BREAKER ASSY |
| 3 | 281412 | 1 | ELECTRICAL COVER PANEL |
| 4 | 281982 | 1 | ELECTRICAL CVR PNL SUPPORT BRKT |
| 5 | 711351 | 2 | NUT-ACORN 10-32 ST N1 |
| 6 | 711372 | 6 | NUT-NYLOC 8-32 STL ZINC |
| 7 | 711502 | 4 | WSR-FLT .170 x.38 x.032 STL ZINC |
| 8 | 711505 | 5 | 1/4 FLAT WASHER, STEEL |
| 9 | 711748 | 3 | WSR - FLAT, #10 X .75 O.D., SS |
| 10 | 712565 | 5 | SCR-MC 1/4-20X.63 SS TR HD |
| 11 | 712822 | 3 | SCR-MC TR HD 10-24 X .50 SS |
| 12 | 712826 | 2 | SCR-FHMS 10-32 X .625 |
| 13 | 715641 | 1 | DECAL-CIRCUIT BREAKERS E-BOX |
| 14 | 748152 | 1 | SWITCH, ON-OFF-ON |
| 15 | 748153 | 1 | TERMINAL BLOCK EAGLE 3 |
| 16 | 748400 | 1 | CONTROLLER, TRIO+ WET (FLOODED) |
| 17 | 748406 | 1 | WIRE ASSY, BRUSH MOTOR TRIO |
| 18 | 12022042 | 2 | 6KT-MUTTER_DIN_934-M6-8_A2G |
| 19 | 12040044 | 2 | NUT-NYLOC M6 STL ZINC DICH |
| 20 | 15592025 | 2 | CAP, SAFETY NUT COVER M6 |
| 21 | 90286238 | 1 | TERMINAL BLOCK, 2 STUD M6 |
| 22 | 748269-1 | 1 | VARISTOR ASSY, 39V ZA SERIES |
| 22 | 281449 | 0.74 | SERRATED GROMMET STRIP - .187" |
| 23 | 806006 | 0.43 | GASKET .25" X 1.25" X .72" |
| 23 | 830557 | 11.09 | DORTITE 1/2" RM 1F |



| BILL OF MATERIAL - 281240 | | | |
|---------------------------|----------|-------|--------------------------------|
| ITEM | PART NO. | REQ'D | DESCRIPTION |
| 1 | 281233 | 1 | CIRCUIT BREAKER PLATE WELDMENT |
| 2 | 710202 | 1 | SCR-MC 6-32 X .25 ST PL PAN HD |
| 3 | 711501 | 1 | WSR-FLAT # 6 |
| 4 | 711541 | 1 | WSR-HELICAL #6 ST PL |
| 5 | 742350 | 1 | CIRCUIT BREAKER-6 AMP PUSH BUT |
| 6 | 742748 | 1 | CIRCUIT BREAKER BOOT |
| 7 | 748012 | 1 | CIRCUIT BREAKER 100A |
| 8 | 830557 | 1.67 | DORTITE 1/2" RM 1F |

Recovery Tank Assembly I

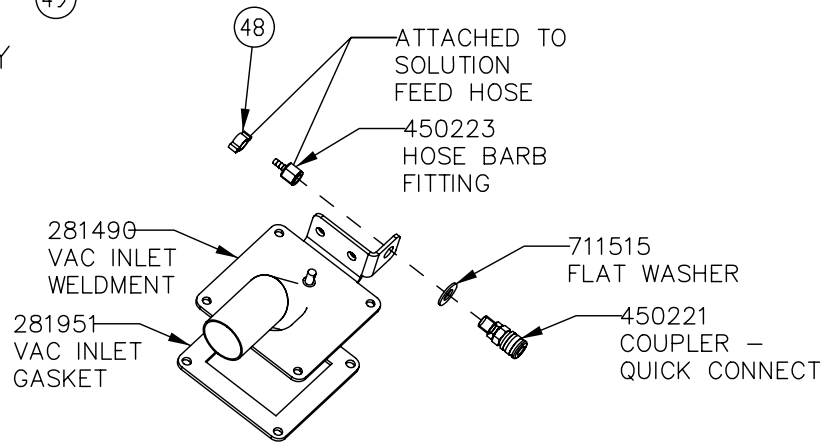




VACUUM MOTOR ASSY

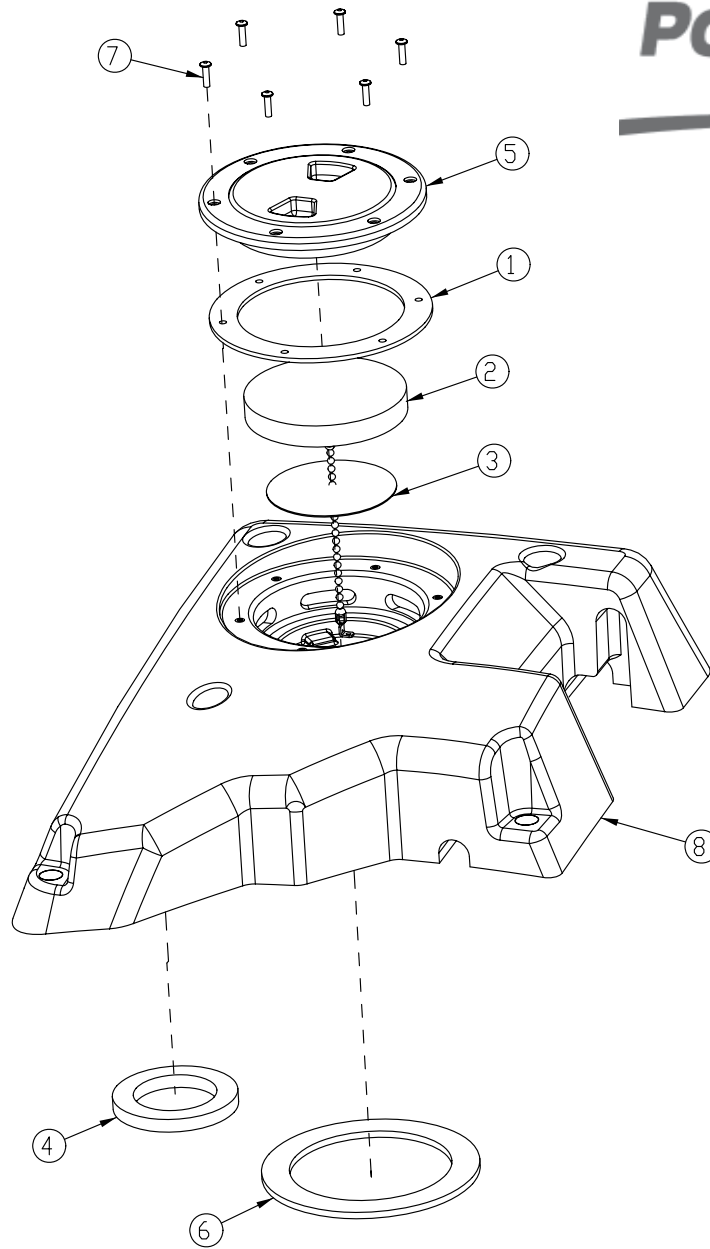
PIVOTING LID ASSEMBLY

ISOLATOR PAD
3 PLACES -
ATTACHED
TO RECOVERY TANK



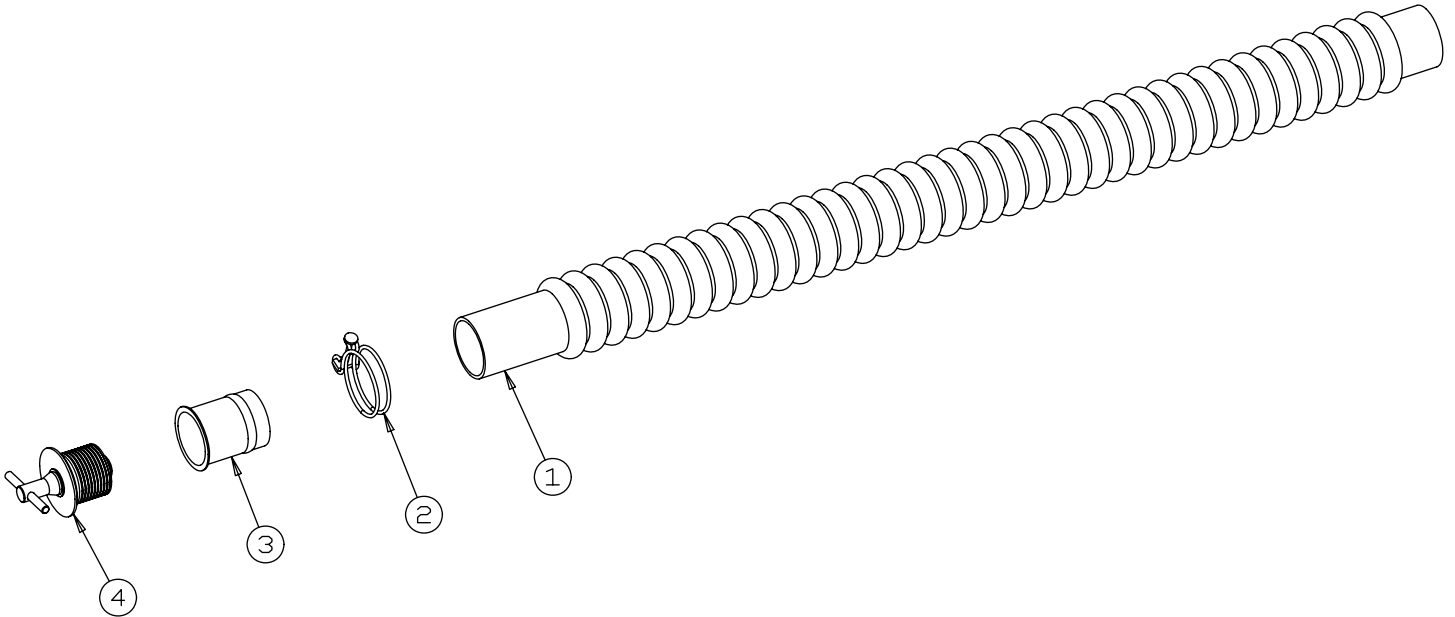
VACUUM INLET
ASSEMBLY
- 281496

| BILL OF MATERIAL - 281010PB | | | |
|-----------------------------|----------|-------|--------------------------------------|
| ITEM | PART NO. | REQ'D | DESCRIPTION |
| 1 | 200289 | 1 | DUMP HOSE ASSY |
| 2 | 241060 | 1 | SCREENED FLOAT |
| 3 | 241433 | 1 | RECOVERY TANK SAFETY STRAP |
| 4 | 241748 | 3 | ISOLATOR PAD - 1" LENGTH, USE 830557 |
| 5 | 260203 | 1 | WIRE GRIP HOSE CLAMP |
| 6 | 260579 | 1 | TOOL CLIP, 1.5" HOSE |
| 7 | 281019 | 1 | DEFLECTOR |
| 8 | 281076 | 3 | 2800 REC TANK BRACKET |
| 9 | 281099 | 1 | WIRE COVER |
| 10 | 281219 | 1 | FIXED LID ASSY |
| 11 | 281358 | 1 | GASKET, MOVABLE LID |
| 12 | 281391 | 1 | SOL. FEED HOSE, OFF AISLE SUB-ASSY |
| 13 | 281432 | 1 | CAP 6", CLEAN OUT |
| 14 | 281437 | 1 | STRAP HOLDER WMT |
| 15 | 281439 | 1 | SHUTOFF FLANGE TUBE |
| 16 | 281444-1 | 1 | STOPPER PLUG ASSY |
| 17 | 281496 | 1 | VAC INLET ASSY |
| 18 | 281950 | 2 | FLOAT CAGE GASKET |
| 19 | 380035 | 1 | MOTOR GASKET |
| 20 | 710178 | 2 | SCR-MC 1/4-20 X .50 TRUSS ST PL |
| 21 | 710180 | 6 | SCR-MC TR HD 1/4-20x.75 STL ZINC |
| 22 | 710190 | 2 | SCR-MC 1/4-20 X 2.00 TRUSS PL SS |
| 23 | 710197 | 2 | SCREW TRUSS HEAD 5/16-18 X .75 PH ZP |
| 24 | 710530 | 2 | SCR-MC FL HD 8-32 X .50 BRS |
| 25 | 711161 | 4 | SCR-H/L0 10 X 3/4 STL BLK ZINC |
| 26 | 711227 | 2 | BLT-HH 5/16-18 X .62 ST PL |
| 27 | 711256 | 2 | 5/16-18 X 1.5 CARRIAGE BOLT SS |
| 28 | 711319 | 4 | 5/16-18 HEX NUT |
| 29 | 711420 | 2 | NUT - HEX JAM 5/16-18 ST PL |
| 30 | 711503 | 3 | WSR, FLAT #10 |
| 31 | 711504 | 3 | WSR-FLAT 1/4 ID SS |
| 32 | 711505 | 2 | 1/4 FLAT WASHER, STEEL |
| 33 | 711506 | 2 | WSR-FLT .344 X .690 X .062, STEEL |
| 34 | 711519 | 2 | WSR-FLAT .25 X 1.01 X .06 |
| 35 | 711534 | 3 | WSR-EXTERNAL LOCK #10 |
| 36 | 711543 | 3 | WSR-HELICAL #10 |
| 37 | 711544 | 6 | WSR-HELICAL 1/4 |
| 38 | 711545 | 2 | WSR-HELICAL 5/16 |
| 39 | 712541 | 3 | SCR-MC 1/4-20 X 1.00 TH SS |
| 40 | 712758 | 5 | WSR-HELICAL 1/4 SS |
| 41 | 712767 | 3 | FLAT WASHER .406 ID X .75 OD X . |
| 42 | 712811 | 3 | SCR-MC RD HD 10-24 X .50 ST PL |
| 43 | 712822 | 5 | SCR-MC TR HD 10-24 X .50 SS |
| 44 | 742771-1 | 1 | VAC MOTOR ASSY, 36VDC 3-STAGE |
| 45 | 748199 | 1 | WIRE ASSY, RECOVERY TANK-VAC |
| 46 | 760286 | 1 | HOOK, WIRE FORMED |
| 47 | 760859 | 1 | CLAMP, HOSE |
| 48 | 830082 | 1 | HOSE CLAMP 3/8 |
| 49 | 833191 | 1 | HOSE RUBBER FLEX 2 X 9 |
| 50 | 281003PB | 1 | RECOVERY TANK - 2800E |
| 51 | 281007HG | 1 | LID - PIVOTING |



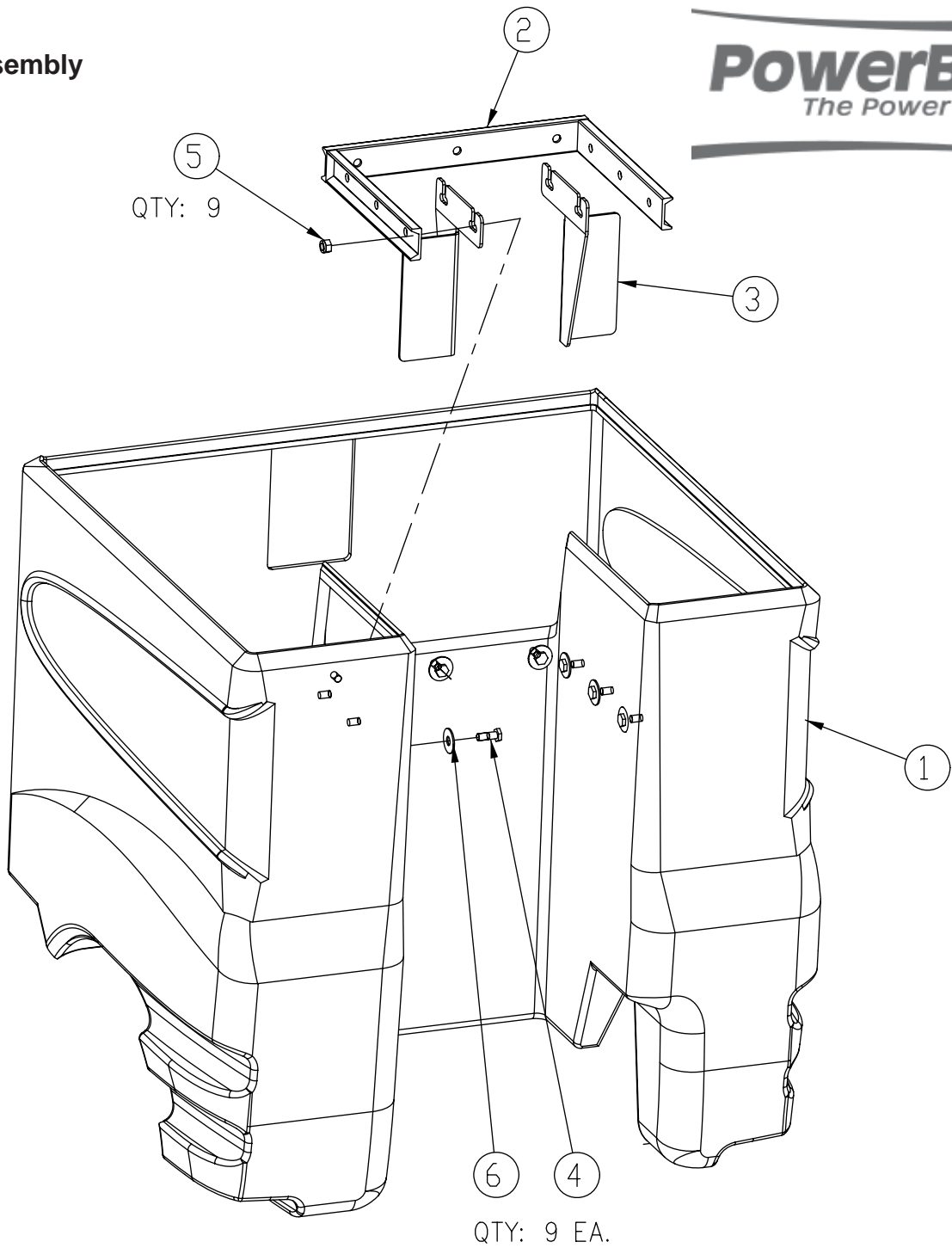
BILL OF MATERIAL - 281219

| ITEM | PART NO. | REQ'D | DESCRIPTION |
|------|----------|-------|--------------------------------|
| 1 | 281018 | 1 | GASKET, NEO 6.00 X 4.50 X .125 |
| 2 | 281055 | 1 | VAC MOTOR FILTER |
| 3 | 281056 | 1 | VAC MOTOR INLET SCREEN |
| 4 | 281073 | 1 | INLET GASKET |
| 5 | 281423 | 1 | FILL CAP W/CHAIN ASSY 4.00 |
| 6 | 380035 | 1 | MOTOR GASKET |
| 7 | 712516 | 6 | SCR-BHCS #8-32 x .62 SS |
| 8 | 281006HG | 1 | LID - FIXED |



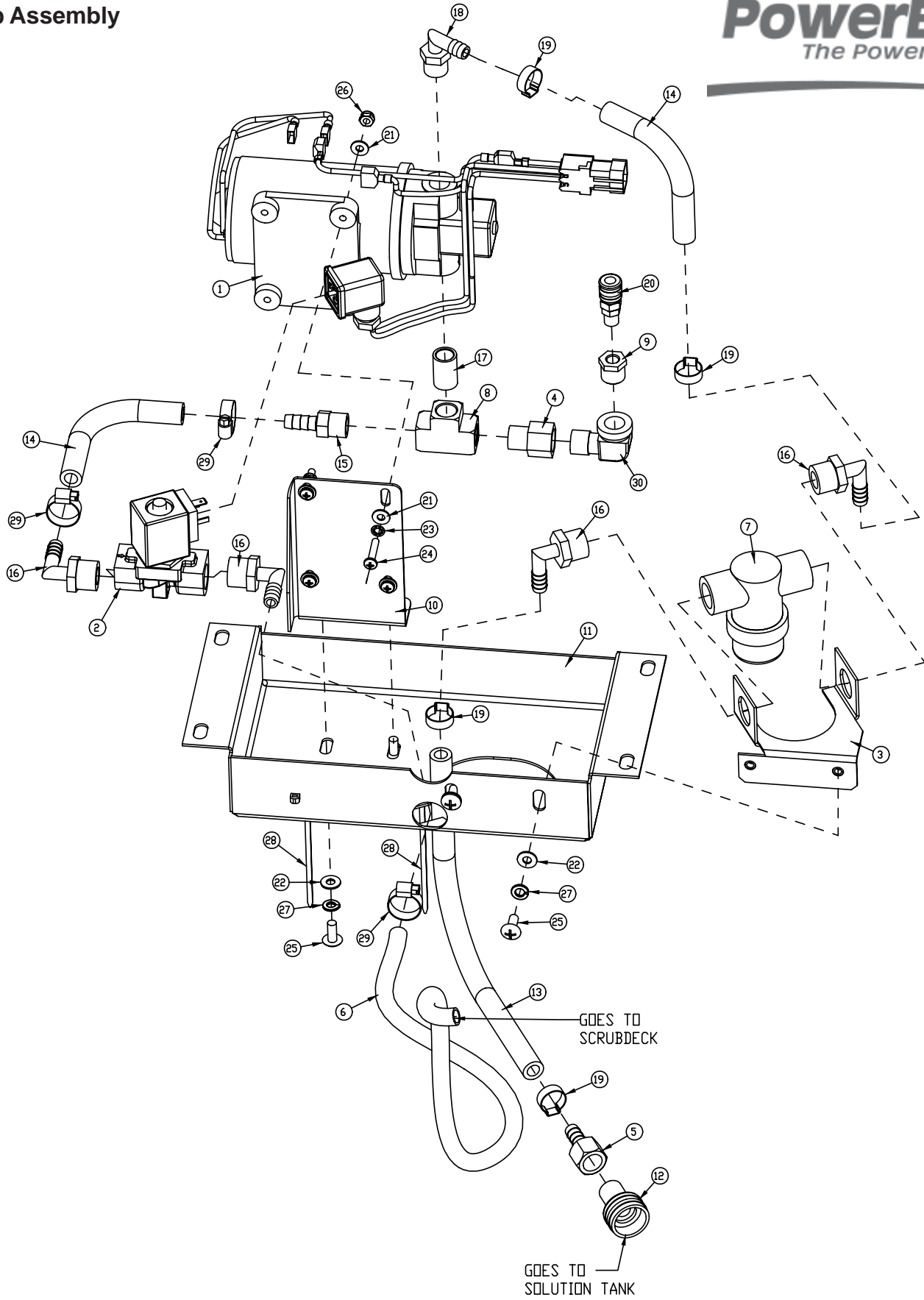
| BILL OF MATERIAL - 200289 | | | |
|---------------------------|----------|-------|----------------------|
| ITEM | PART NO. | REQ'D | DESCRIPTION |
| 1 | 200198 | 1 | DUMP HOSE |
| 2 | 260203 | 1 | WIRE GRIP HOSE CLAMP |
| 3 | 760343 | 1 | TUBE, HOSE - 24/32B |
| 4 | 833316 | 1 | DRAIN PLUG |

Battery Box Assembly

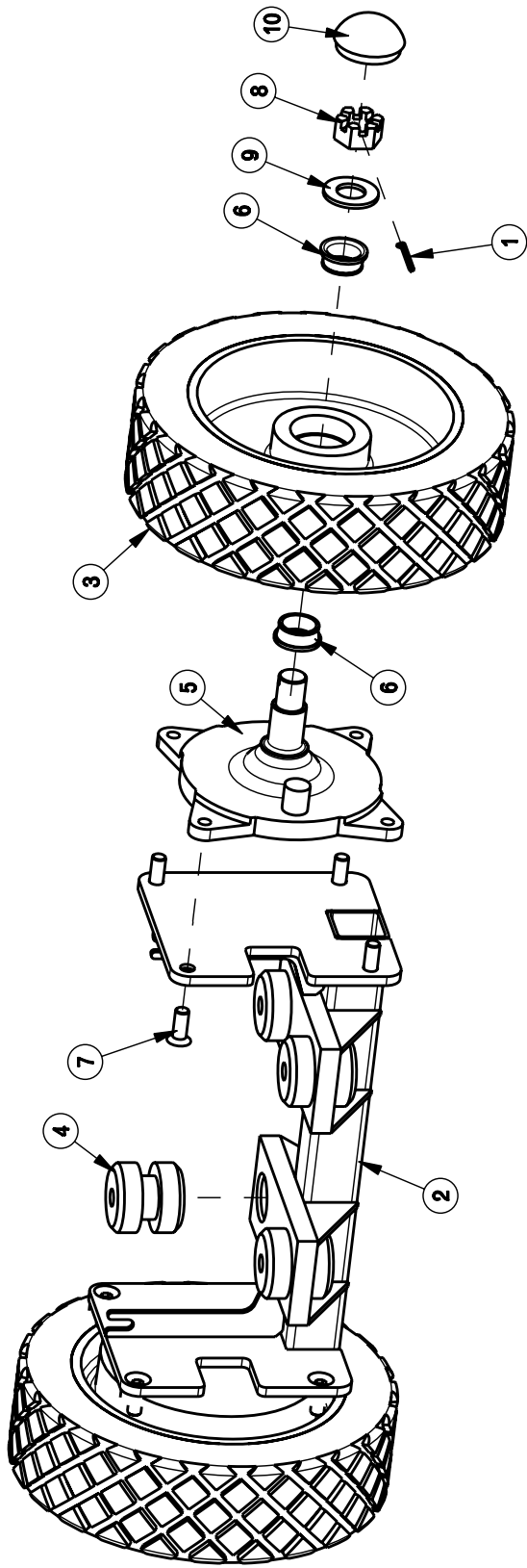


| BILL OF MATERIAL - 281014 | | | |
|---------------------------|----------|-------|---------------------------|
| ITEM | PART NO. | REQ'D | DESCRIPTION |
| 1 | 281004 | 1 | BATTERYTRAY - 2800 |
| 2 | 281059 | 1 | BATTERYBOX STIFFENER WMT |
| 3 | 281672 | 2 | BKT, BATTERYSTOP |
| 4 | 711229 | 9 | BLT-HH 5/16-18 x .875 |
| 5 | 711374 | 9 | NUT-NYLOC 5/16-18 |
| 6 | 711507 | 9 | WSR-FLAT .37 X 1.12 X .06 |

Pump Assembly

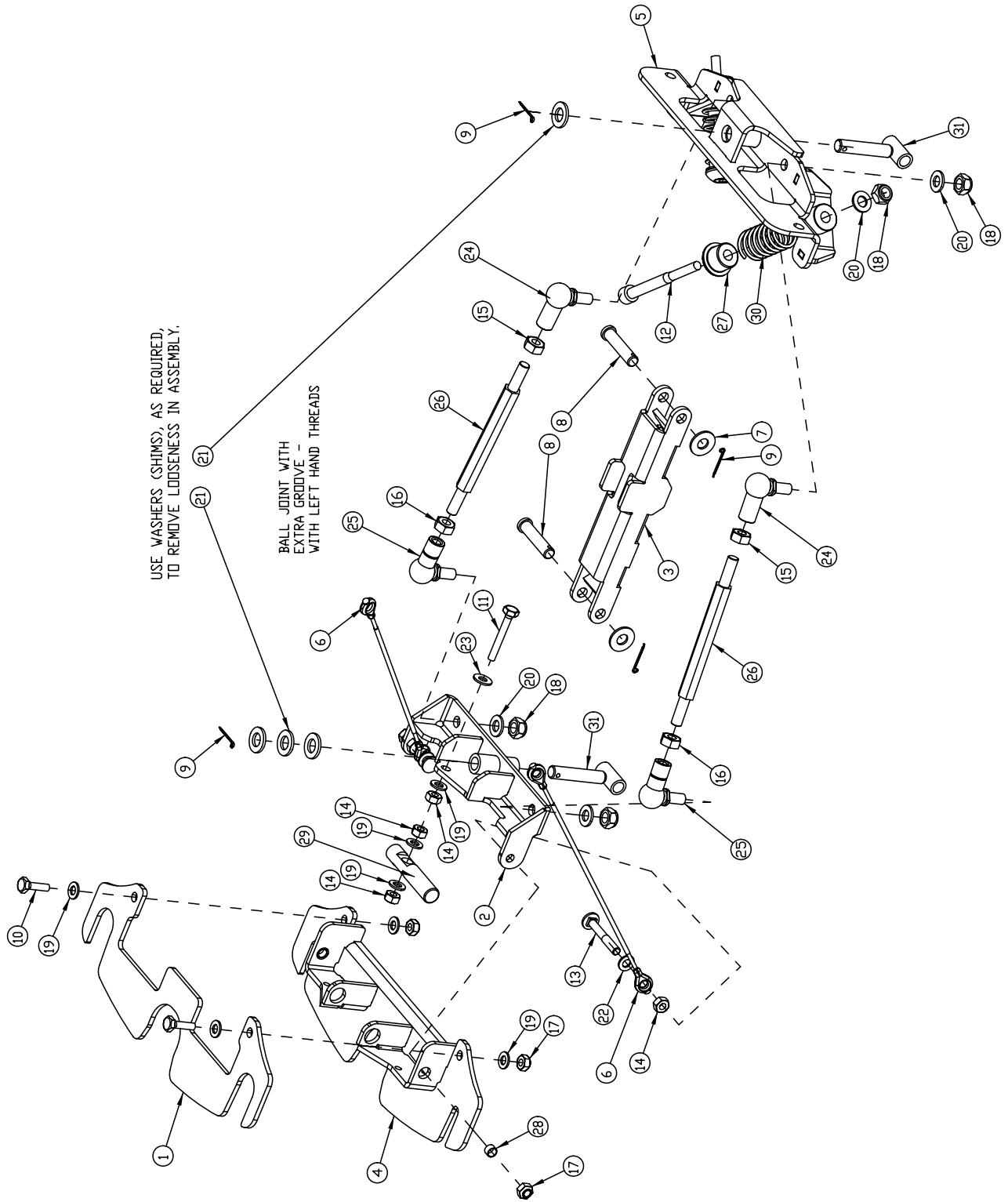


| BILL OF MATERIAL - 281214 | | | |
|---------------------------|----------|-------|---|
| ITEM | PART NO. | REQ'D | DESCRIPTION |
| 1 | 742709-6 | 1 | PUMP ASSEMBLY |
| 2 | 748390 | 1 | SOLENOID, 36VDC VIT ON DIN43650 |
| 3 | 281388 | 1 | FILTER MTG PLATE |
| 4 | 210409 | 1 | FITTING-3/8MPT 3/8FPT BRASS |
| 5 | 210410 | 1 | FITTING BRASS 3/8" FPT X 3/8" BARB |
| 6 | 241097 | 1 | HOSE 3/8 x 31 WIRE REINF |
| 7 | 281089 | 1 | FILTER, IN-LINE |
| 8 | 281090 | 1 | FITTING BRASS 3/8" FPT TEE |
| 9 | 281091 | 1 | FITTING 3/8MPT x 1/8 FPT REDUCER |
| 10 | 281368 | 1 | PUMP MOUNT PLATE |
| 11 | 281369 | 1 | PUMP SUPPORT PLATE |
| 12 | 281425 | 1 | SWIVEL CONNECTOR - 3/4" GHT X 3/8" MPT |
| 13 | 320251 | 1 | HOSE 3/8 x 12 WIRE REINFORCED |
| 14 | 320254 | 2 | HOSE-WIRE REINF 3/8 x 9" |
| 15 | 342430 | 1 | FITTING BRASS 3/8MPT X 3/8BARB |
| 16 | 383327 | 4 | ELBOW 1/2 MPT X 3/8 BARB |
| 17 | 383332 | 1 | FITTING BRASS 3/8 NIPPLE |
| 18 | 450040 | 1 | FITTING-90 3/8MPT X 3/8BARB NYLON |
| 19 | 450076 | 4 | CLAMP-CRIMP 185R SS |
| 20 | 450221 | 1 | COUPLER-QUICK CONNECT |
| 21 | 711503 | 8 | WSR, FLAT #10 |
| 22 | 711504 | 4 | WSR-FLAT 1/4 ID SS |
| 23 | 711553 | 4 | WSR- INTERNAL LOCK #10 |
| 24 | 712531 | 4 | SCR-MC 10-24 X 1.00 SS |
| 25 | 712565 | 4 | SCR-MC 1/4-20X.63 SS TR HD |
| 26 | 712638 | 4 | NUT, HEX 10-24 SS NYLOC |
| 27 | 712758 | 4 | WSR-HELICAL 1/4 SS |
| 28 | 828062 | 2 | CABLE TIE LARGE |
| 29 | 829129 | 3 | CLAMP-HOSE, WORM-DRIVE FOR 8-22MM HOSE DIA. |
| 30 | 830062 | 1 | FITTING-90 3/8MPT 3/8FPT BRASS |
| 31 | 829552 | 0.04 | SEAL-T HREAD L567-47/LH150 (NOT SHOWN) |
| 32 | 000730 | 0.005 | TAPE-T EFLON PIPE 1/2" (NOT SHOWN) |

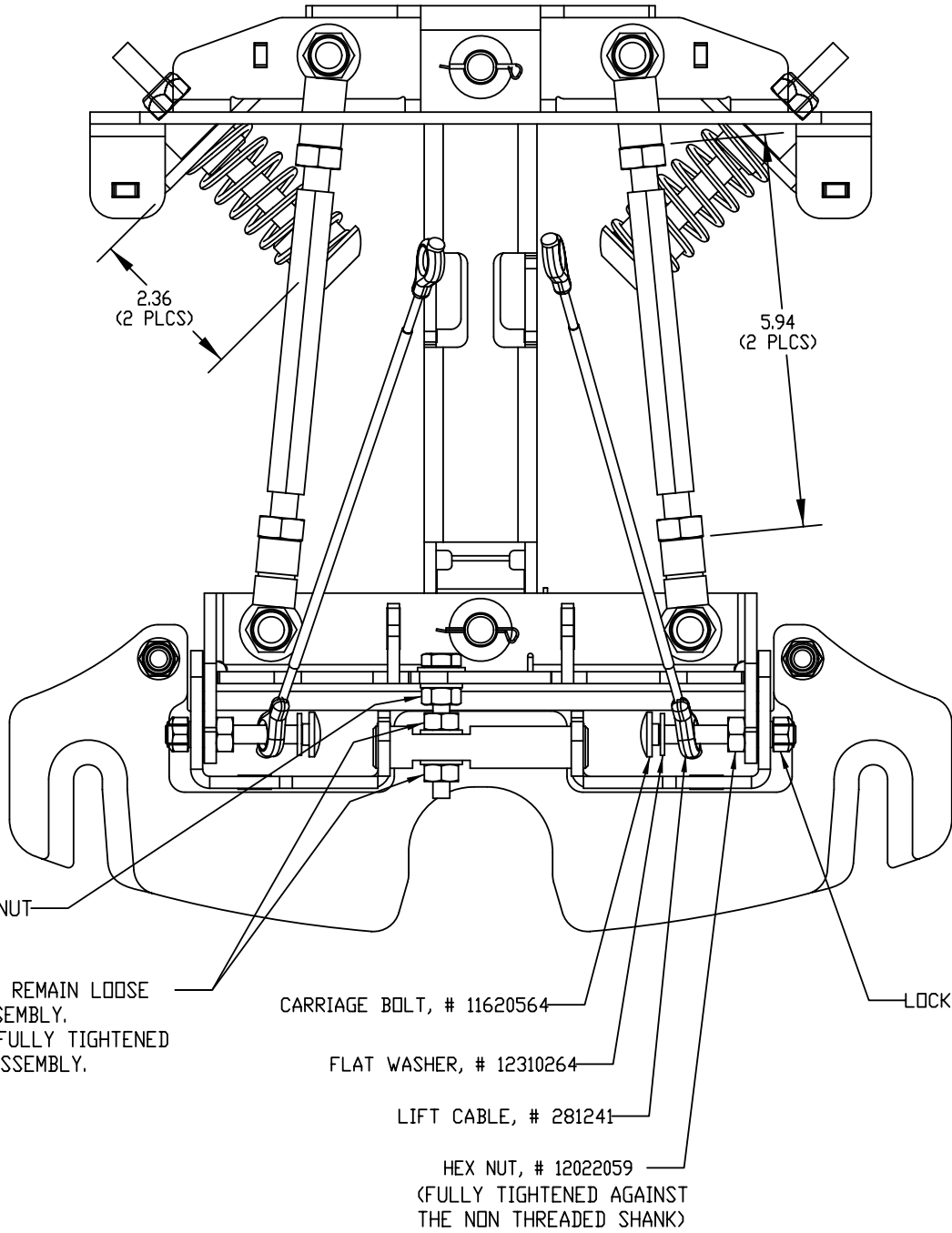


BILL OF MATERIAL - 281201E

| ITEM | PART NO. | REQ'D | DESCRIPTION |
|------|------------|-------|--------------------------------------|
| 1 | 380-632-20 | 2 | 3/16 COTTER PIN |
| 2 | 281202 | 1 | REAR AXLE WMT |
| 3 | 281210 | 2 | REAR WHEEL ASSY |
| 4 | 281213 | 4 | RING & BUSHING ISOLATOR |
| 5 | 281460 | 2 | AXLE CASTING, REAR |
| 6 | 383194 | 4 | BEARING CONE |
| 7 | 711169 | 8 | SCR-1/2-20 X 1.25 SOCKET FH W/ PATCH |
| 8 | 711450 | 2 | NUT-SLOTTED, 1-14 UNS |
| 9 | 711514 | 2 | WSR-FT 1.0 ID X 2.0 OD |
| 10 | 383241PTD | 2 | GREASE CAP WHEEL-PAINTED |



| BILL OF MATERIAL - 281230 | | | |
|---------------------------|------------|-------|--|
| ITEM | PART NO. | REQ'D | DESCRIPTION |
| 1 | 241283 | 1 | SQUEEGEE MOUNTING PLATE |
| 2 | 241284 | 1 | PIVOT BRACKET |
| 3 | 241291 | 1 | ARM WELDMENT |
| 4 | 241294 | 1 | SQUEEGEE MOUNTING WELDMENT |
| 5 | 241757 | 1 | MOUNTING BRACKET WELDMENT - SQUEEGEE |
| 6 | 281241 | 2 | LIFT CABLE |
| 7 | 711508 | 2 | WSR-FLAT .44X 1.0X.08 |
| 8 | 711727 | 2 | CLEVIS PIN, 7/16 x 2.0" |
| 9 | 809311 | 4 | PIN-COTTER 7/64 DIA X 1 |
| 10 | 11038247 | 2 | BOLT - HH, M8 X 1.25 X 25, STL, ZINC DICH |
| 11 | 11038296 | 1 | BOLT - HH, M8 X 1.25 X 50, 8.8 STL, ZINC DICH |
| 12 | 11126653 | 2 | SCR -SHCS, M10 X 110 length, 10.9 STL |
| 13 | 11620564 | 2 | CARRIAGE BOLT - M8, ZINC DICHR |
| 14 | 12022059 | 5 | NUT - HEX, M8 STL, ZINC DICH |
| 15 | 12022067 | 2 | NUT-HEX M10 X 1.5 STL ZINC DICH CL8 DIN 934 |
| 16 | 12022224 | 2 | NUT-HEX M10-10 LH-8 SS A3G DIN 934 |
| 17 | 12040051 | 4 | NUT-HEX M8-6 NYLON LOCK ZINC DICHR DIN 985 A2G |
| 18 | 12040069 | 6 | NUT-HEX NYLOC M10 Z DICH |
| 19 | 12310041 | 7 | WASHER - FLT, 8.4 X 16 X 1.6, STL, ZINC DICH |
| 20 | 12310058 | 6 | WASHER = FLT, M10.5 X 20 X 2.0, STL, ZINC DICH |
| 21 | 12310066 | 4 | WSR-FLT, M13X24X2.5, Z DICH |
| 22 | 12310264 | 2 | WSR-FLT M8.4X16X1.6 SS |
| 23 | 12520053 | 1 | WASHER - SERRATED |
| 24 | 16046039 | 2 | BALL JOINT RH - A2 SS DIN 71802-CS16 |
| 25 | 16046088 | 2 | BALL JOINT LH - A2 SS DIN 71802 CS16 |
| 26 | 90414806 | 2 | TURNBUCKLE - METRIC, STL, ZINC DICH |
| 27 | 90443979 | 2 | BUSHING - STEPPED, STEEL |
| 28 | 90473158 | 2 | BUSHING |
| 29 | 90537697 | 1 | PIVOT BAR - MACHINED |
| 30 | 90538307 | 2 | SPRING - COMPRESSION |
| 31 | 96098330-2 | 2 | T BAR WELDMENT |



FULLY TIGHTEN THIS NUT

THESE (2) NUTS REMAIN LOOSE
DURING SUB ASSEMBLY.
THEY WILL BE FULLY TIGHTENED
DURING FINAL ASSEMBLY.

CARRIAGE BOLT, # 11620564

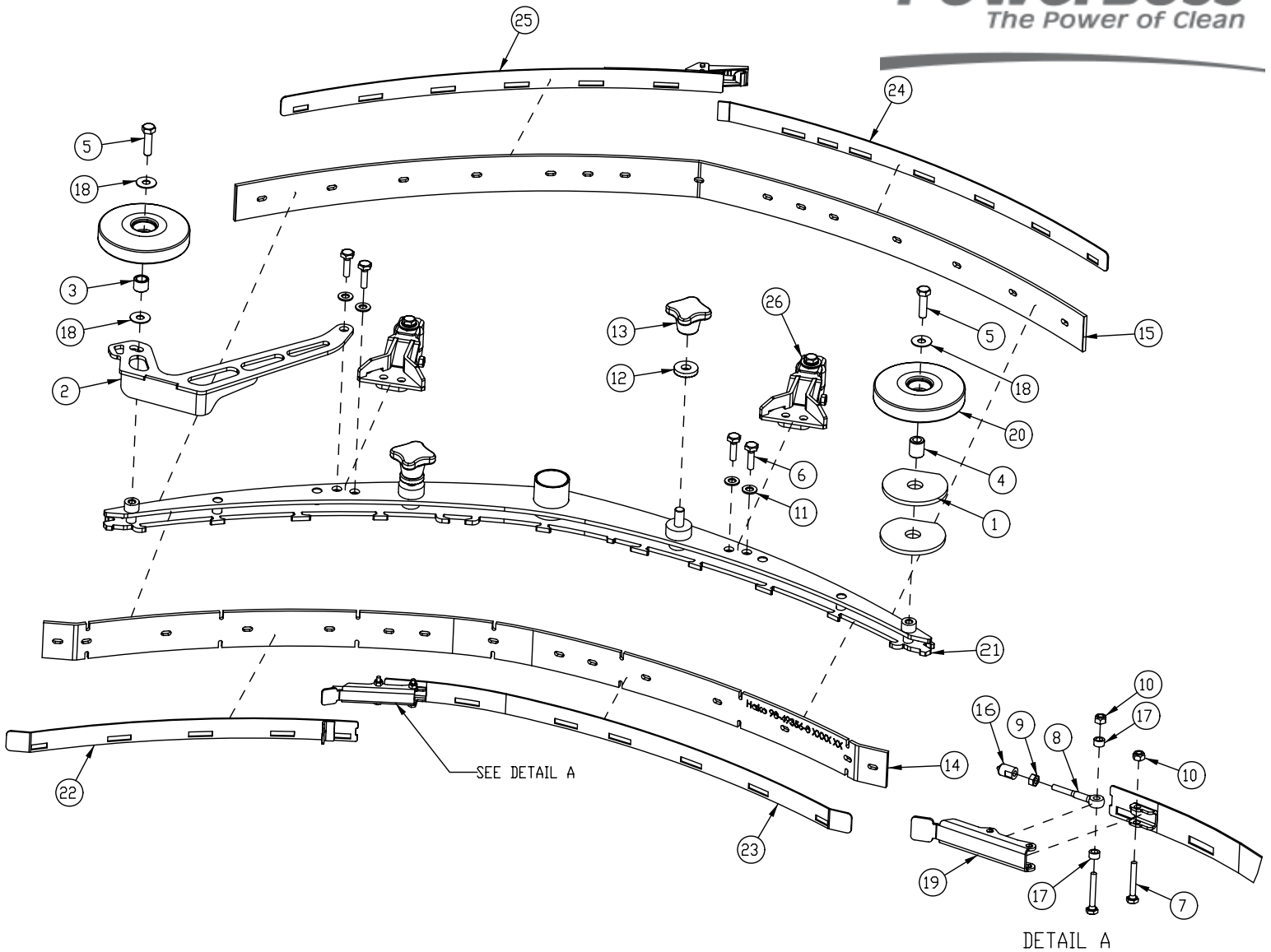
FLAT WASHER, # 12310264

LIFT CABLE, # 281241

HEX NUT, # 12022059
(FULLY TIGHTENED AGAINST
THE NON THREADED SHANK)

LOCKING NUT, #12040051

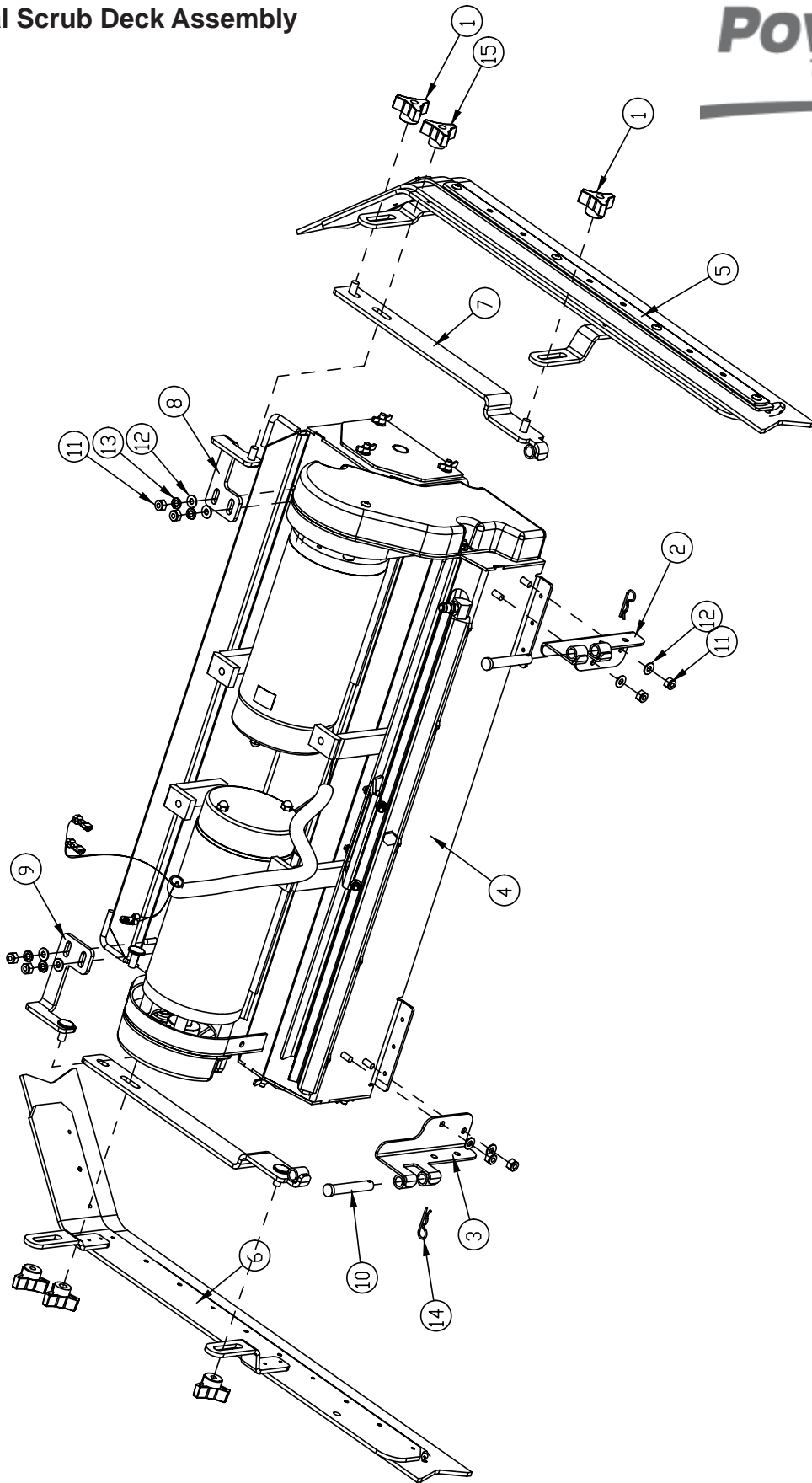
Rear Squeegee Assembly



BILL OF MATERIAL - 281250

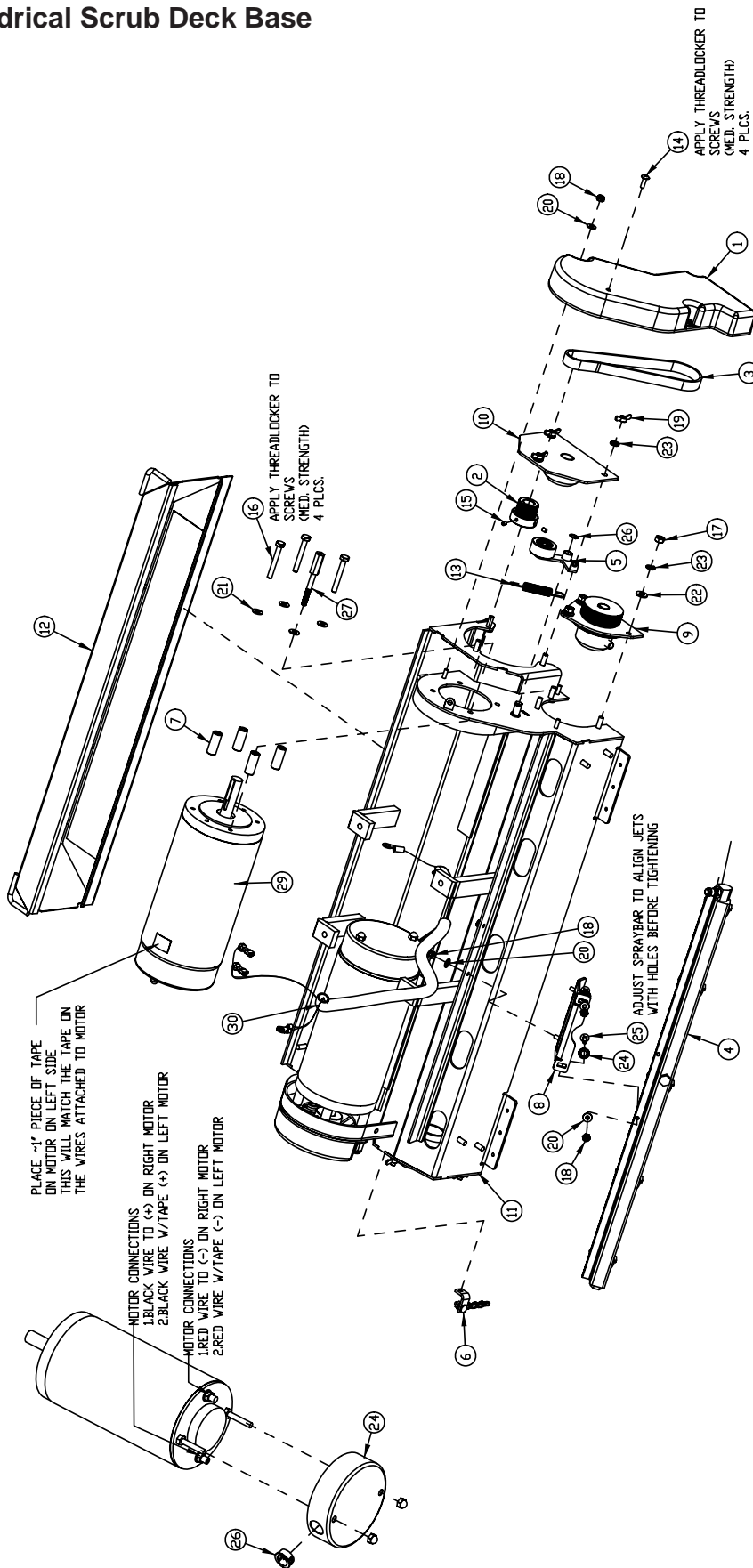
| ITEM | PART NO. | REQ'D | DESCRIPTION | ITEM | PART NO. | REQ'D | DESCRIPTION |
|------|----------|-------|--|------|----------|-------|--------------------------------|
| 1 | 281211 | 2 | SNUBBING WSR | 14 | 90493560 | 1 | SQUEEGEE BLADE - FRONT , 950mm |
| 2 | 281242 | 1 | DEFLECTOR ARM | 15 | 90494139 | 1 | SQUEEGEE BLADE - REAR, 950mm |
| 3 | 430322 | 1 | BUSHING .435 X .625 X .50 | 16 | 90513631 | 1 | PIN, THD 90513631 |
| 4 | 840118 | 1 | BUSHING - .375 ID X .625 OD X .75 L, STEEL | 17 | 90514506 | 2 | BUSHING 5.2 X 8 X 4.6 |
| 5 | 11038254 | 2 | SCR - HH, M8 X 1.25 X 30mm, ZINC PL | 18 | 90531112 | 3 | WSR-FLT 8.3 X 22 X 1MM SS |
| 6 | 11039567 | 4 | BLT -HH M8 X 25 SS DIN933 | 19 | 90535758 | 1 | LEVER, LATCH |
| 7 | 11039765 | 2 | SCREW - HH, M5 X 30 | 20 | 90548397 | 2 | ROLLER - PLASTIC BLACK |
| 8 | 11518313 | 1 | BLT -EYE M5 X 40 SS | 21 | 96113279 | 1 | SQUEEGEE WELDMENT - STEEL |
| 9 | 12022430 | 1 | NUT - HEX, M5, SS DIN934 | 22 | 96125828 | 1 | TENSION BAND - RIGHT FRONT |
| 10 | 12040283 | 2 | NUT - HEX, M5 NYLON LOCK, SS DIN985 | 23 | 96125836 | 1 | TENSION BAND - LEFT FRONT |
| 11 | 12310264 | 4 | WSR-FLT M8.4X16X1.6 SS | 24 | 96125844 | 1 | TENSION BAND - LEFT REAR |
| 12 | 12515094 | 2 | WSR-CONICAL SERRATED TOOTH, M10.6 | 25 | 96125851 | 1 | TENSION BAND - RIGHT REAR |
| 13 | 17133026 | 2 | KNOB, M10 STAR HANDLE | 26 | 97098842 | 2 | CASTER ASSY |

28" Cylindrical Scrub Deck Assembly



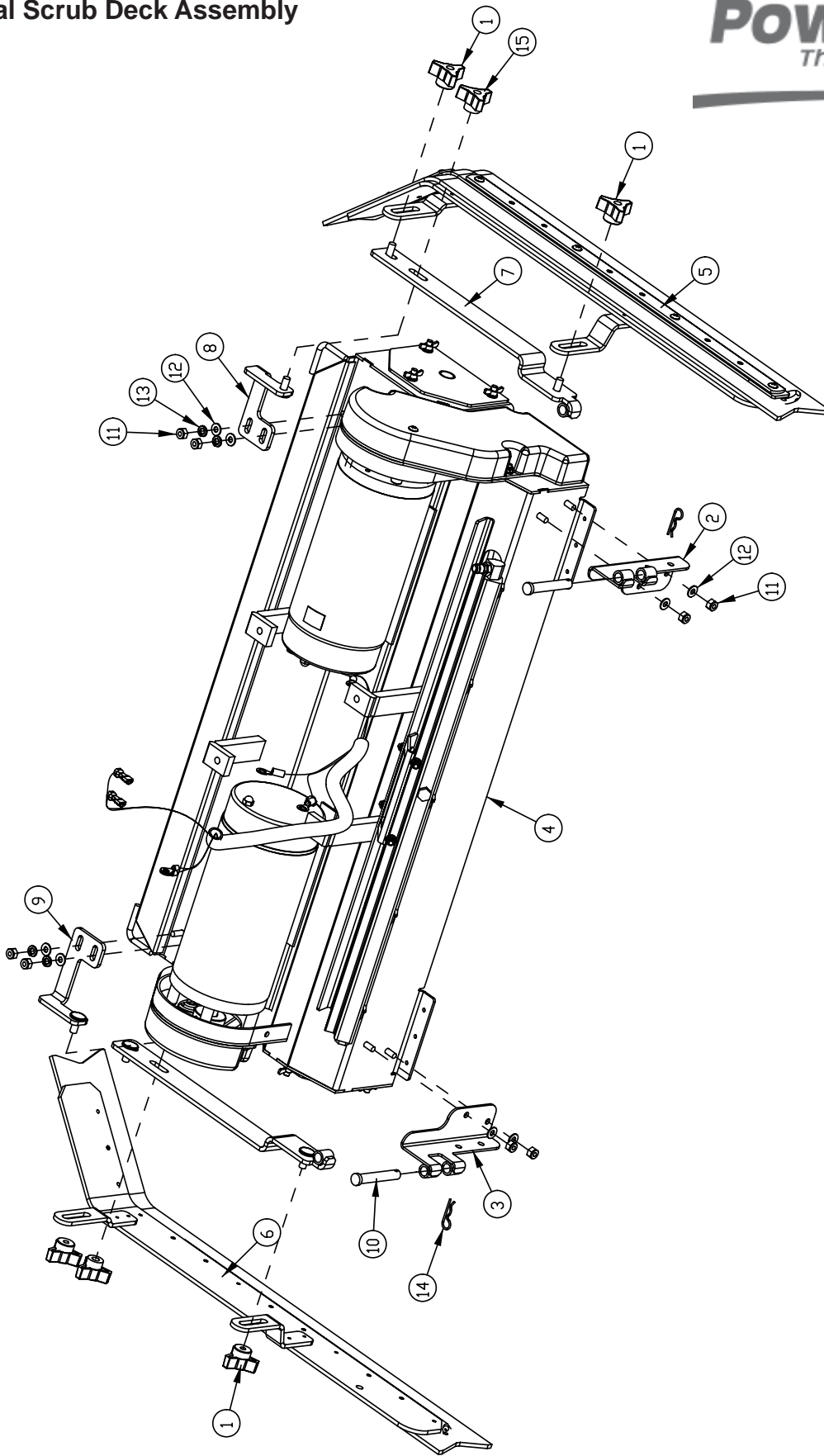
| BILL OF MATERIAL - 281290 | | | |
|---------------------------|----------|-------|----------------------------------|
| ITEM | PART NO. | REQ'D | DESCRIPTION |
| 1 | 210118 | 4 | KNOB-3 SIDED 5/16 NYLOC |
| 2 | 241544 | 1 | HINGE BRKT WLDMNT RH |
| 3 | 241546 | 1 | HINGE BRKT WLDMNT LH |
| 4 | 281290-1 | 1 | CYLINDRICAL SCRUBDECK BASIC ASSY |
| 5 | 281851 | 1 | SIDE SQUEEGEE WIPE ASSY LH |
| 6 | 281857 | 1 | SIDE SQUEEGEE WIPE ASSY RH |
| 7 | 281866 | 2 | UPPER SQUEE BRK'T WMT |
| 8 | 281868 | 1 | CYL. DECK SIDE SQUEE SUPPORT LH |
| 9 | 281869 | 1 | CYL. DECK SIDE SQUEE SUPPORT RH |
| 10 | 711119 | 2 | CLEVIS PIN 7/16 X 2-5/8 |
| 11 | 711373 | 8 | NUT-NYLOC 1/4-20 |
| 12 | 711504 | 8 | WSR-FLAT 1/4 ID SS |
| 13 | 711544 | 4 | WSR-HELICAL 1/4 |
| 14 | 711808 | 2 | COTTER PIN-HAIR #13 |
| 15 | 210118Y | 2 | KNOB-3 SIDED 5/16 NYLOC YELLOW |

28" Cylindrical Scrub Deck Base



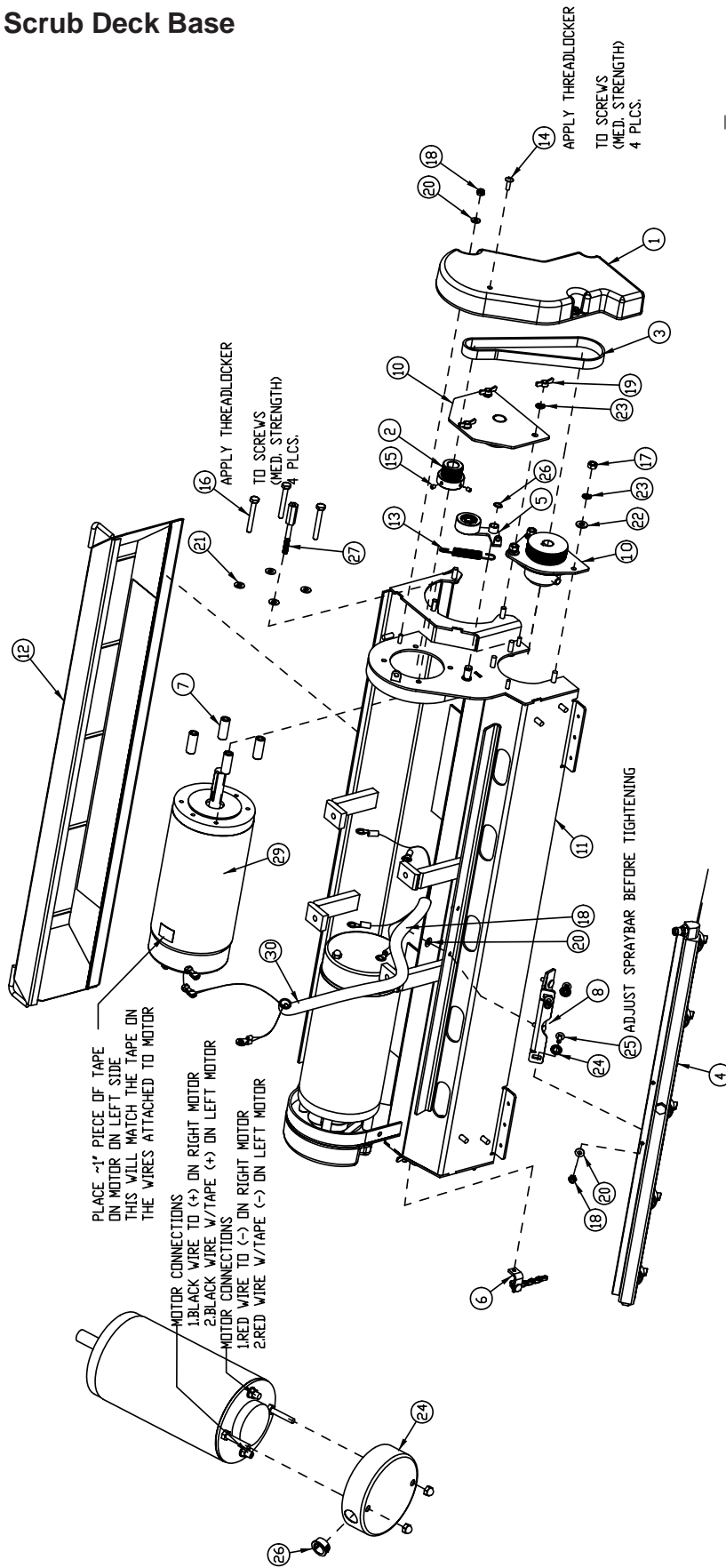
| BILL OF MATERIAL - 281290-1 | | | |
|-----------------------------|----------|-------|---|
| ITEM | PART NO. | REQ'D | DESCRIPTION |
| 1 | 281023 | 2 | BELT COVER, CYLINDRICAL SCRUBDECK |
| 2 | 281036 | 2 | OFFSET PULLEY POLYV |
| 3 | 281053 | 2 | J BELT (POLYV) 18" |
| 4 | 281177 | 1 | SPRAY BAR ASSEMBLY - SCV2832 |
| 5 | 281543 | 2 | IDLER ASSY |
| 6 | 281559 | 1 | DRAG CHAIN ASSY, CYL. SCRUBDECK |
| 7 | 281598 | 8 | MOTOR STANDOFF - CYL SCRUB DECK |
| 8 | 281606 | 1 | SPRAY HEAD MTG BRKT |
| 9 | 281670 | 2 | DRIVE HUB ASSY, CYL DECK |
| 10 | 281680 | 2 | IDLER ASSEMBLY, CYL DECK |
| 11 | 281832 | 1 | 28" CYLINDRICAL SCRUBDECK WELDMENT |
| 12 | 281901 | 1 | DEBRIS BOX WELDMENT , CYL. SCRUB DECK 28" |
| 13 | 430051 | 2 | RETURN SPRING-3.00" |
| 14 | 710154 | 2 | SCR-MC TR HD 10-32 X .625 SS |
| 15 | 711003 | 4 | SCR-SK 10-32 x .25 |
| 16 | 711214 | 6 | BLT-HH 1/4-20 X 2.00 |
| 17 | 711316 | 6 | NUT-HEX 1/4-20 ST PL |
| 18 | 711350 | 10 | NUT-NYLOC 10-32 |
| 19 | 711389 | 6 | NUT-WING 1/4-20 STL ZINC |
| 20 | 711503 | 10 | WSR, FLAT #10 |
| 21 | 711504 | 8 | WSR-FLAT 1/4 ID SS |
| 22 | 711505 | 6 | 1/4 FLAT WASHER, STEEL |
| 23 | 711544 | 12 | WSR-HELICAL 1/4 |
| 24 | 711558 | 2 | WSR-INTERNAL LOCK 5/16 ID |
| 25 | 711606 | 2 | BLT-CARR 10-32 X .625 SS |
| 26 | 711724 | 2 | 3/8" RETAINING RING, EXTERNAL |
| 27 | 712346 | 2 | STANDOFF - MACHINED STEEL |
| 28 | 742759 | 0.001 | TAPE-ELECTRICAL BLUE |
| 29 | 748048 | 2 | MOTOR 1 HP, 36V, 1800RPM |
| 30 | 748122 | 2 | BUSHING, HEYCO 2103 I.D .625. |
| 31 | 748409 | 1 | WIRE ASY, CYLINDRICAL DECK ER2832 |

32" Cylindrical Scrub Deck Assembly

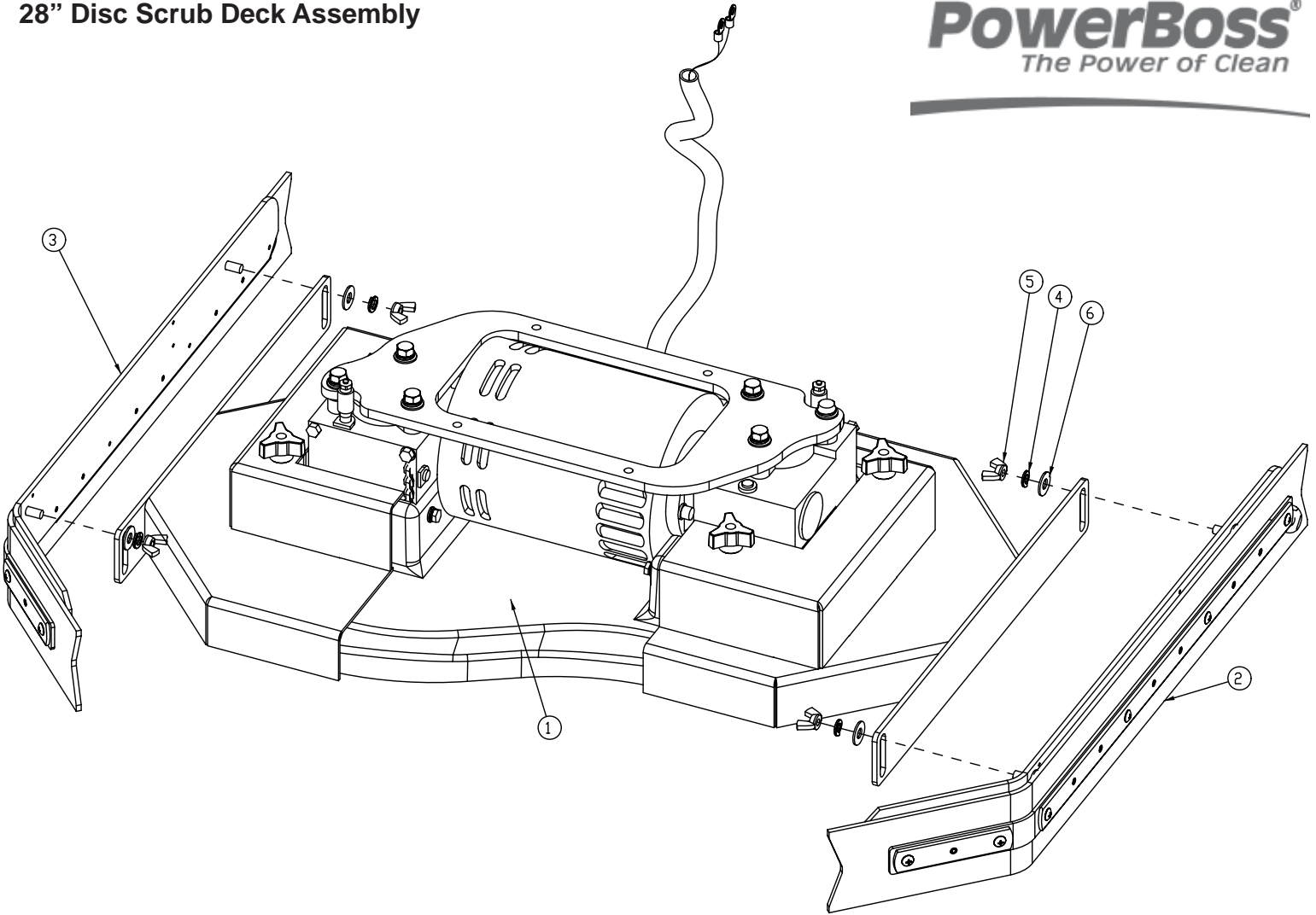


| BILL OF MATERIAL - 281291 | | | |
|---------------------------|----------|-------|----------------------------------|
| ITEM | PART NO. | REQ'D | DESCRIPTION |
| 1 | 210118 | 4 | KNOB-3 SIDED 5/16 NYLOC |
| 2 | 241544 | 1 | HINGE BRKT WLDMNT RH |
| 3 | 241546 | 1 | HINGE BRKT WLDMNT LH |
| 4 | 281291-1 | 1 | CYLINDRICAL SCRUBDECK BASIC ASSY |
| 5 | 281851 | 1 | SIDE SQUEEGEE WIPE ASSY LH |
| 6 | 281857 | 1 | SIDE SQUEEGEE WIPE ASSY RH |
| 7 | 281866 | 2 | UPPER SQUEE BRK'T WMT |
| 8 | 281868 | 1 | CYL. DECK SIDE SQUEE SUPPORT LH |
| 9 | 281869 | 1 | CYL. DECK SIDE SQUEE SUPPORT RH |
| 10 | 711119 | 2 | CLEVIS PIN 7/16 X 2-5/8 |
| 11 | 711373 | 8 | NUT -NYLOC 1/4-20 |
| 12 | 711504 | 8 | WSR-FLAT 1/4 ID SS |
| 13 | 711544 | 4 | WSR-HELICAL 1/4 |
| 14 | 711808 | 2 | COTTER PIN-HAIR #13 |
| 15 | 210118Y | 2 | KNOB-3 SIDED 5/16 NYLOC YELLOW |

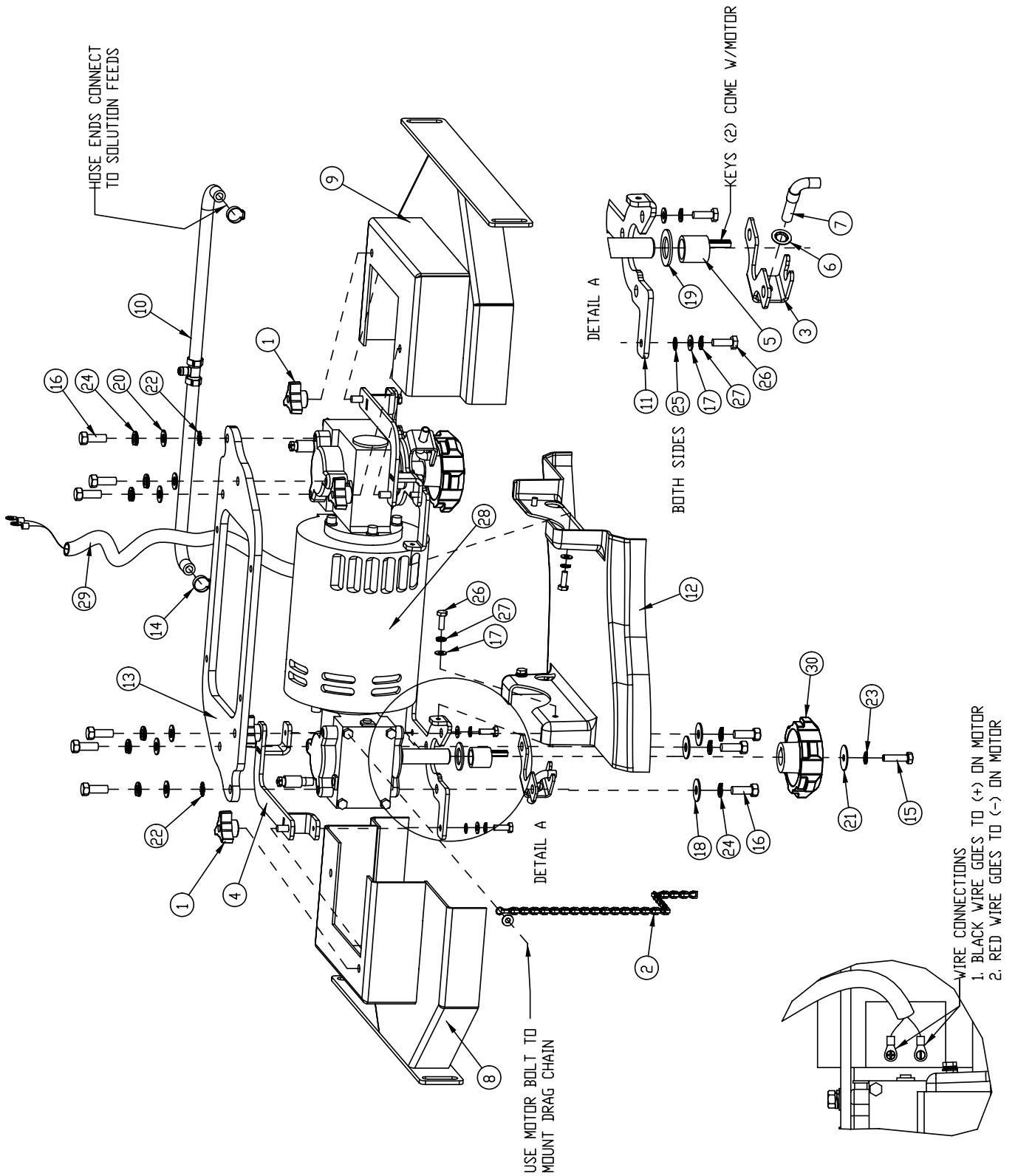
32" Cylindrical Scrub Deck Base



| BILL OF MATERIAL - 281291-1 | | | |
|-----------------------------|----------|-------|------------------------------------|
| ITEM | PART NO. | REQ'D | DESCRIPTION |
| 1 | 281023 | 2 | BELT COVER, CYLINDRICAL SCRUBDECK |
| 2 | 281036 | 2 | OFFSET PULLEY POLYV |
| 3 | 281053 | 2 | J BELT (POLYV) 18" |
| 4 | 281177 | 1 | SPRAY BAR ASSEMBLY - SCV 2832 |
| 5 | 281543 | 2 | IDLER ASSY |
| 6 | 281559 | 1 | DRAG CHAIN ASSY, CYL. SCRUBDECK |
| 7 | 281598 | 8 | MOTOR STANDOFF - CYL SCRUB DECK |
| 8 | 281606 | 1 | SPRAYHEAD MTG BRKT |
| 9 | 281670 | 2 | DRIVE HUB ASSY, CYL DECK |
| 10 | 281680 | 2 | IDLER ASSEMBLY, CYL DECK |
| 11 | 281892 | 1 | 32" CYLINDRICAL SCRUBDECK WELDMENT |
| 12 | 281906 | 1 | DEBRIS BOX WMT, CYL. SCRUBDECK 32" |
| 13 | 430051 | 2 | RETURN SPRING-3.00" |
| 14 | 710154 | 2 | SCR-MC TR HD 10-32 X .625 SS |
| 15 | 711003 | 4 | SCR-SK 10-32 x .25 |
| 16 | 711214 | 6 | BLT-HH 1/4-20 X 2.00 |
| 17 | 711316 | 6 | NUT-HEX 1/4-20 ST PL |
| 18 | 711350 | 10 | NUT-NYLOC 10-32 |
| 19 | 711389 | 6 | NUT-WING 1/4-20 STL ZINC |
| 20 | 711503 | 10 | WSR, FLAT #10 |
| 21 | 711504 | 8 | WSR-FLAT 1/4 ID SS |
| 22 | 711505 | 6 | 1/4 FLAT WASHER, STEEL |
| 23 | 711544 | 12 | WSR-HELICAL 1/4 |
| 24 | 711558 | 2 | WSR-INTERNAL LOCK 5/16 ID |
| 25 | 711606 | 2 | BLT-CARR 10-32 X .625 SS |
| 26 | 711724 | 2 | 3/8" RETAINING RING, EXTERNAL |
| 27 | 712346 | 2 | STANDOFF - MACHINED STEEL |
| 28 | 742759 | 0.001 | TAPE-ELECTRICAL BLUE |
| 29 | 748048 | 2 | MOTOR 1 HP, 36V, 1800RPM |
| 30 | 748122 | 2 | BUSHING, HEYCO 2103 I.D .625. |
| 31 | 748409 | 1 | WIRE ASY, CYLINDRICAL DECK ER2832 |

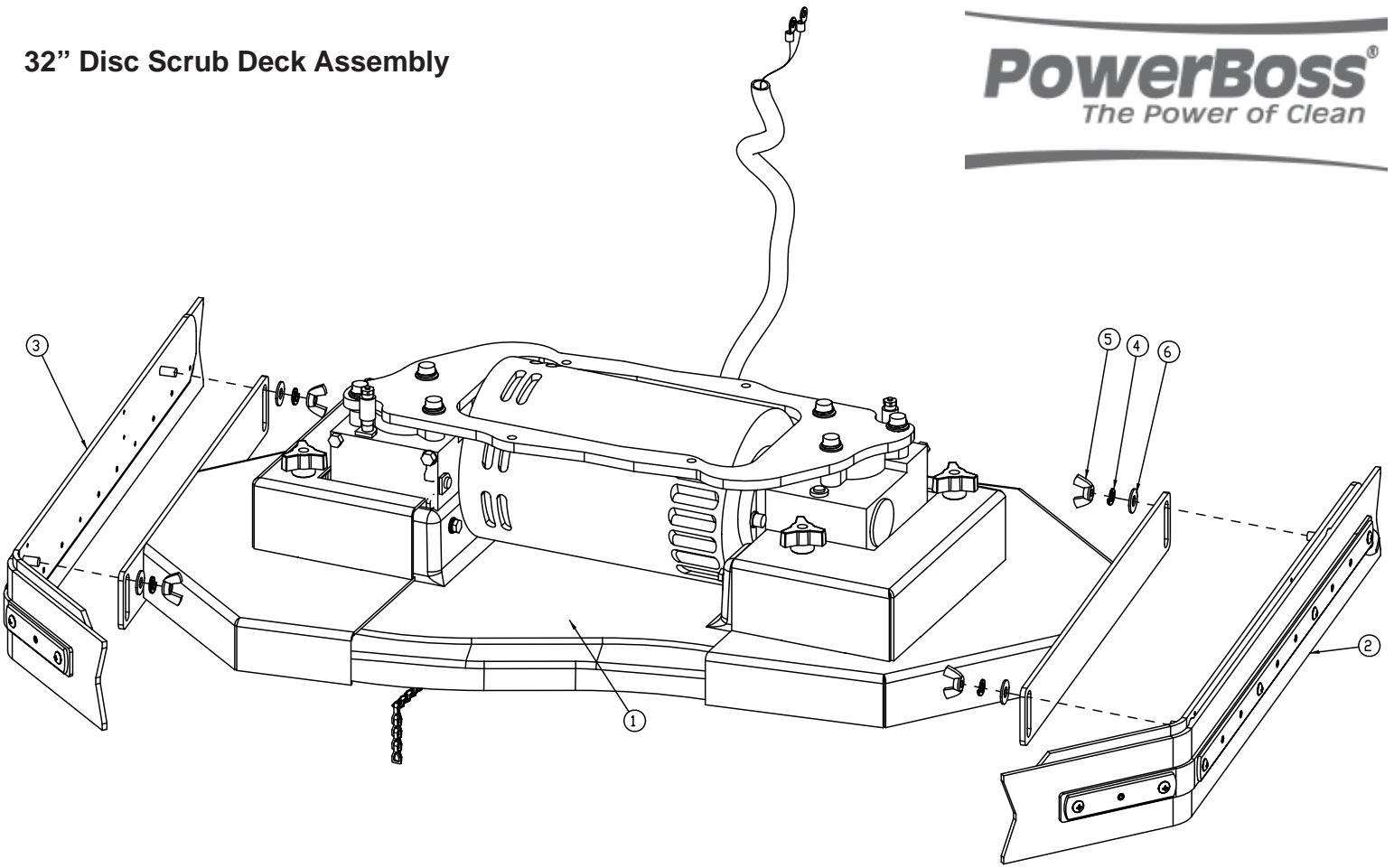


| BILL OF MATERIAL - 281292 | | | |
|---------------------------|----------|-------|-------------------------------|
| ITEM | PART NO. | REQ'D | DESCRIPTION |
| 1 | 281292-1 | 1 | 28" DISK SCRUBDECK BASIC ASSY |
| 2 | 281875 | 1 | SIDE SQUEEGEE WIPE ASSY RH |
| 3 | 281878 | 1 | SIDE SQUEEGEE WIPE ASSY LH |
| 4 | 712140 | 4 | WSR-HELICAL 5/16 SS |
| 5 | 712157 | 4 | NUT - WING 5/16-18 SS |
| 6 | 712301 | 4 | WSR-FLAT .37 X .87 X .06 |



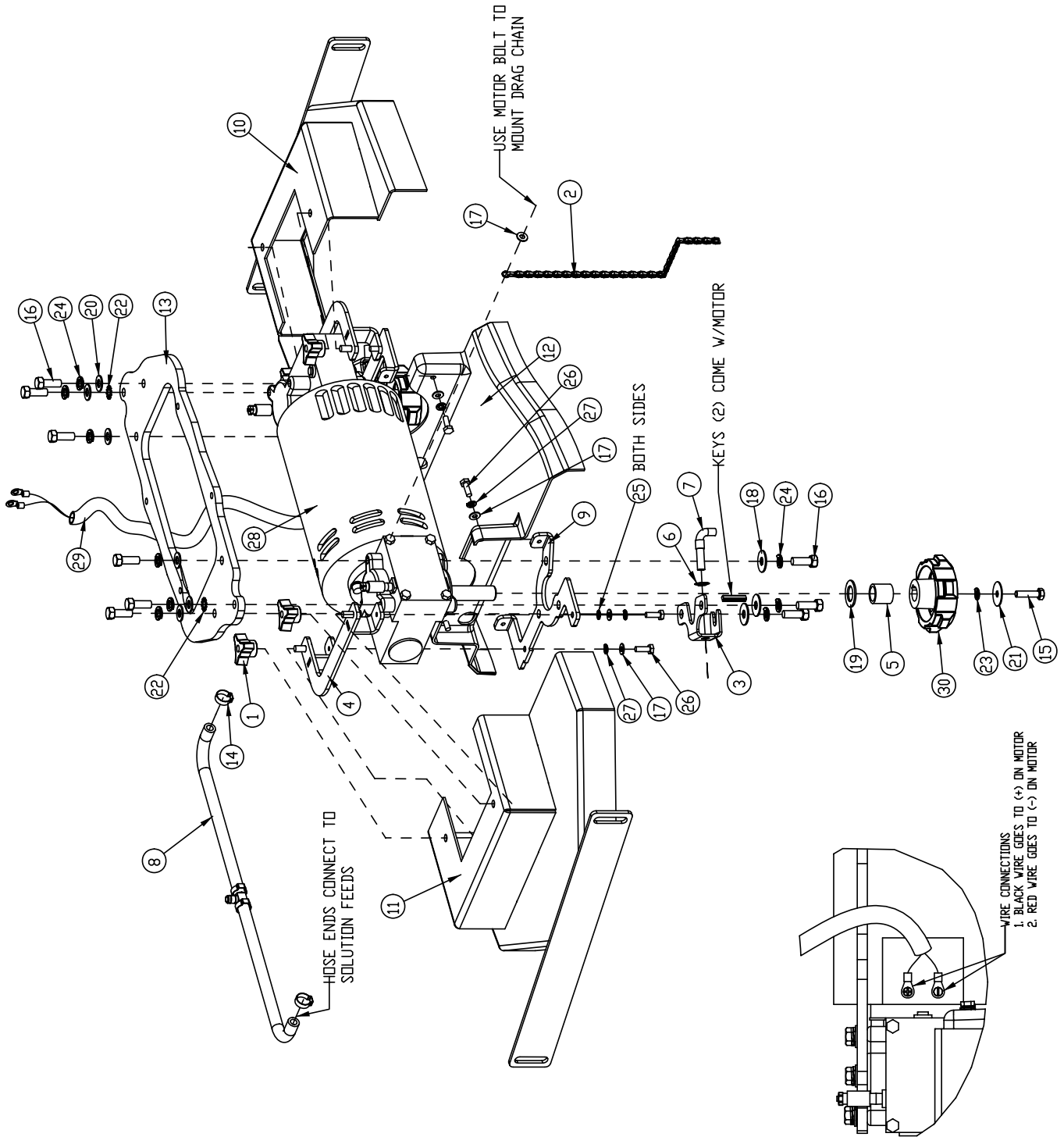
| BILL OF MATERIAL - 281292-1 | | | |
|-----------------------------|----------|-------|--|
| ITEM | PART NO. | REQ'D | DESCRIPTION |
| 1 | 210118 | 4 | KNOB-3 SIDED 5/16 NYLOC |
| 2 | 241628 | 1 | DRAG CHAIN ASSY, DISK SCRUBDECK SCV24/26 |
| 3 | 241653 | 2 | WATER FEED BRKT, DISK, SCV24/26 |
| 4 | 241662 | 2 | COVER MNT BRK'T, SCV 24/26 ASSY |
| 5 | 281611 | 2 | HUB-SCRUB SPACER TUBE |
| 6 | 281633 | 2 | SPEED NUT - 3/8" |
| 7 | 281634 | 2 | DISK SOLUTION FEED ASSY |
| 8 | 281871 | 1 | DISK DECK COVER LH, SCV 24/26 |
| 9 | 281874 | 1 | DISK DECK COVER RH, SCV 24/26 |
| 10 | 281881 | 1 | SOL. FEED HOSE SUB-ASS'Y, DISK |
| 11 | 281883 | 2 | MOUNTING BRACKET, MOTOR COVER |
| 12 | 320928 | 1 | DECK COVER, 28" DISK |
| 13 | 320929 | 1 | DISK SCRUBDECK MNTG PLATE, 28' |
| 14 | 450076 | 2 | CLAMP-CRIMP 185R SS |
| 15 | 711231 | 2 | BLT-HH 5/16-18X1.25 ST PL |
| 16 | 711242 | 12 | BLT-HH 3/8 -16 X 1.00 |
| 17 | 711504 | 9 | WSR-FLAT 1/4 ID SS |
| 18 | 711507 | 6 | WSR-FLAT .37 X 1.12 X .06 |
| 19 | 711512 | 2 | WSR-FLAT .75X1.37X.08 |
| 20 | 711515 | 6 | WSR-FLAT .406 X .812 X .0625 |
| 21 | 711516 | 2 | WSR- FLAT .31 X 1.25 X .05 |
| 22 | 711539 | 2 | WSR-EXTERNAL LOCK 3/8 |
| 23 | 711545 | 2 | WSR-HELICAL 5/16 |
| 24 | 711546 | 12 | WSR-HELICAL 3/8 |
| 25 | 711554 | 2 | WSR-INTERNAL LOCK 1/4 ID |
| 26 | 712562 | 8 | BOLT-HH 1/4-20X3/4 SS |
| 27 | 712758 | 8 | WSR-HELICAL 1/4 SS |
| 28 | 748003 | 1 | MOTOR, 28" DUAL RIGHT ANGLE DRIVE |
| 29 | 748410 | 1 | WIRE ASY, DISK DECK ER2832 |
| 30 | 3312402 | 2 | HUB-SCRUB BRUSH DRIVE |

32" Disc Scrub Deck Assembly

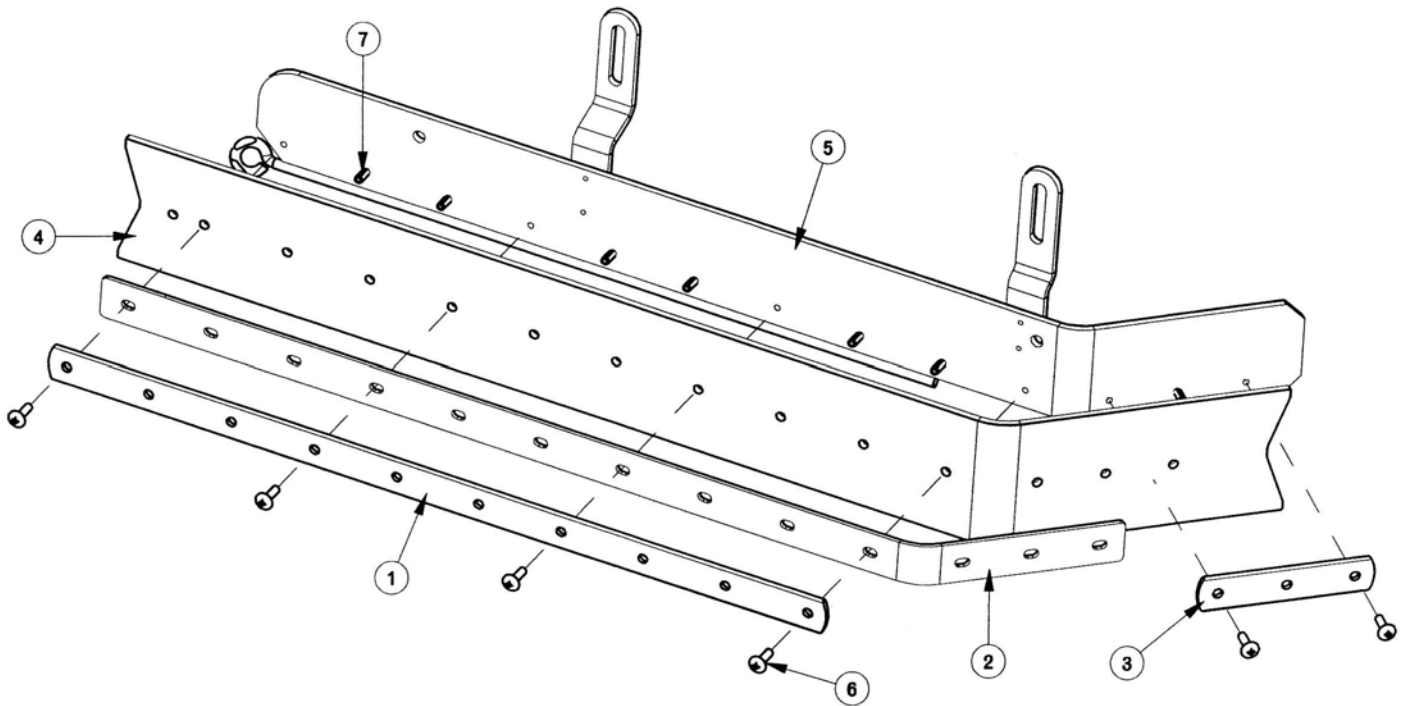


BILL OF MATERIAL - 281293

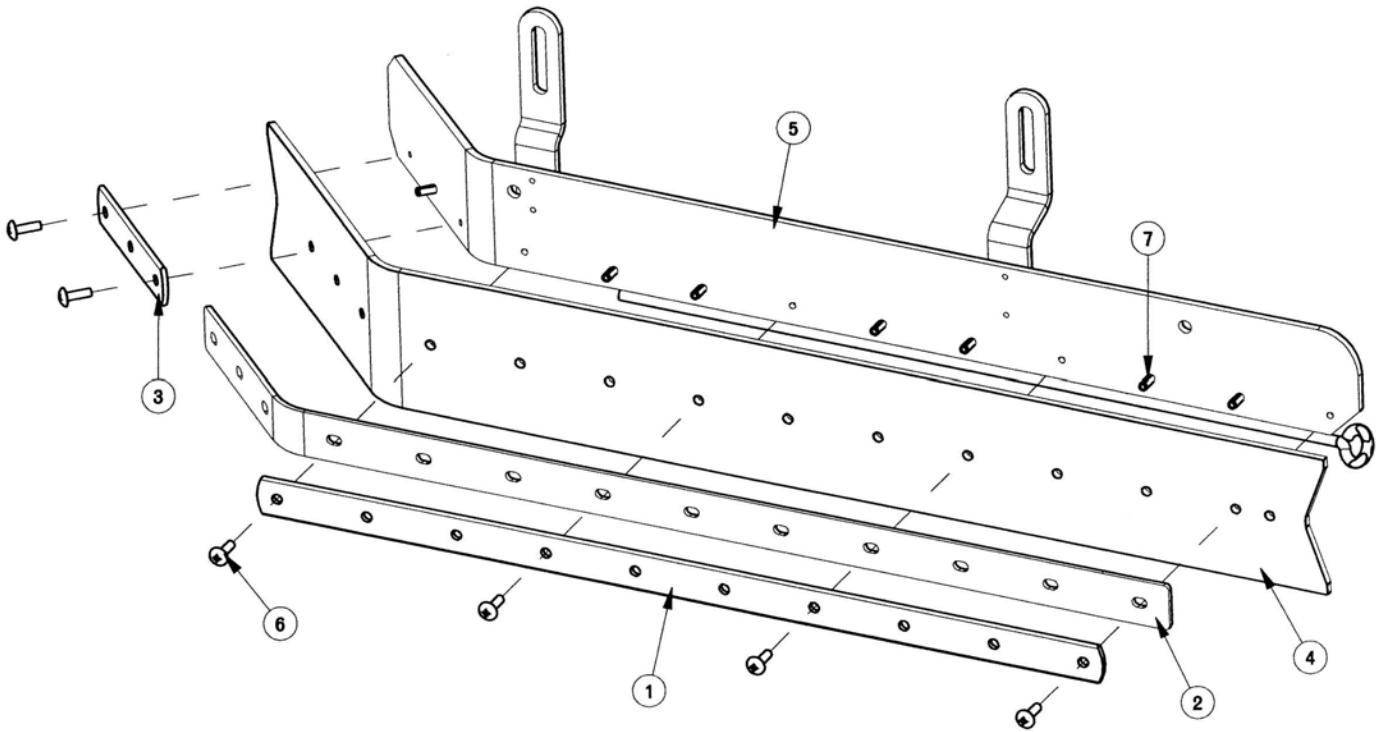
| ITEM | PART NO. | REQ'D | DESCRIPTION |
|------|----------|-------|-----------------------------------|
| 1 | 281293-1 | 1 | 32" DISK SCRUBDECK BASIC ASSEMBLY |
| 2 | 281875 | 1 | SIDE SQUEEGEE WIPE ASSY RH |
| 3 | 281878 | 1 | SIDE SQUEEGEE WIPE ASSY LH |
| 4 | 712140 | 4 | WSR-HELICAL 5/16 SS |
| 5 | 712157 | 4 | NUT - WING 5/16-18 SS |
| 6 | 712301 | 4 | WSR-FLAT .37 X .87 X .06 |



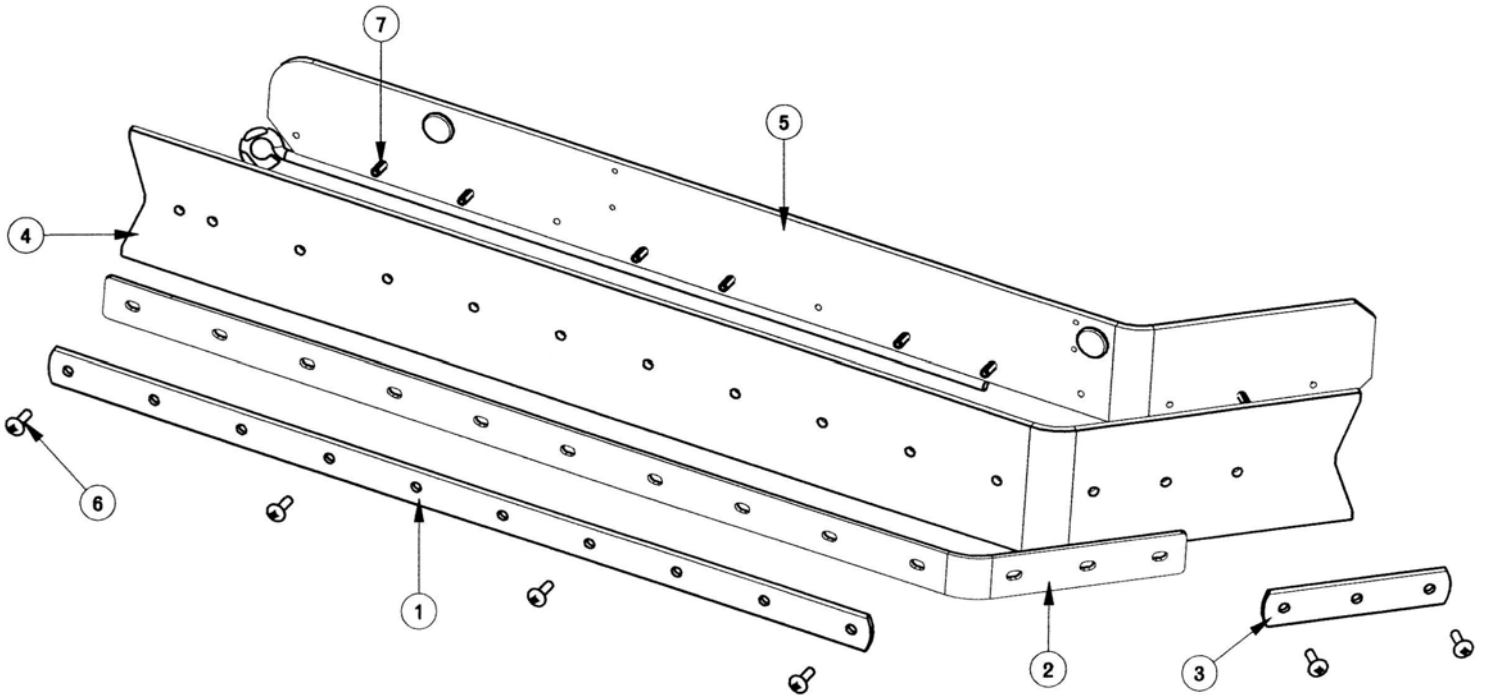
| BILL OF MATERIAL - 281293-1 | | | |
|-----------------------------|----------|-------|--|
| ITEM | PART NO. | REQ'D | DESCRIPTION |
| 1 | 210118 | 4 | KNOB-3 SIDED 5/16 NYLOC |
| 2 | 241628 | 1 | DRAG CHAIN ASSY, DISK SCRUBDECK SCV24/26 |
| 3 | 241653 | 2 | WATER FEED BRKT, DISK, SCV24/26 |
| 4 | 241662 | 2 | COVER MNT BRK'T, SCV24/26 ASSY |
| 5 | 281611 | 2 | HUB-SCRUB SPACER TUBE |
| 6 | 281633 | 2 | SPEED NUT - 3/8" |
| 7 | 281634 | 2 | DISK SOLUTION FEED ASSY |
| 8 | 281881 | 1 | SOL. FEED HOSE SUB-ASSY, DISK |
| 9 | 281883 | 2 | MOUNTING BRACKET, MOTOR COVER |
| 10 | 281885 | 1 | DISK DECK COVER RH 32", SCV28/32 |
| 11 | 281887 | 1 | DISK DECK COVER LH 32", SCV28/32 |
| 12 | 320857 | 1 | DECK COVER, 32" DISK |
| 13 | 320859 | 1 | DISK SCRUBDECK MNTG PLATE, 32" |
| 14 | 450076 | 2 | CLAMP-CRIMP 185R SS |
| 15 | 711231 | 2 | BLT-HH 5/16-18X1.25 ST PL |
| 16 | 711242 | 12 | BLT-HH 3/8 -16 X 1.00 |
| 17 | 711504 | 9 | WSR-FLAT 1/4 ID SS |
| 18 | 711507 | 6 | WSR-FLAT .37 X 1.12 X .06 |
| 19 | 711512 | 2 | WSR-FLAT .75X1.37X.08 |
| 20 | 711515 | 6 | WSR-FLAT .406 X .812 X .0625 |
| 21 | 711516 | 2 | WSR-FLAT .31 X 1.25 X .05 |
| 22 | 711539 | 2 | WSR-EXTERNAL LOCK 3/8 |
| 23 | 711545 | 2 | WSR-HELICAL 5/16 |
| 24 | 711546 | 12 | WSR-HELICAL 3/8 |
| 25 | 711554 | 2 | WSR-INTERNAL LOCK 1/4 ID |
| 26 | 712562 | 8 | BOLT-HH 1/4-20X3/4 SS |
| 27 | 712758 | 8 | WSR-HELICAL 1/4 SS |
| 28 | 748033 | 1 | MOTOR, 32" DUAL RIGHT ANGLE |
| 29 | 748410 | 1 | WIRE ASY, DISK DECK ER2832 |
| 30 | 3312402 | 2 | HUB-SCRUB BRUSH DRIVE |



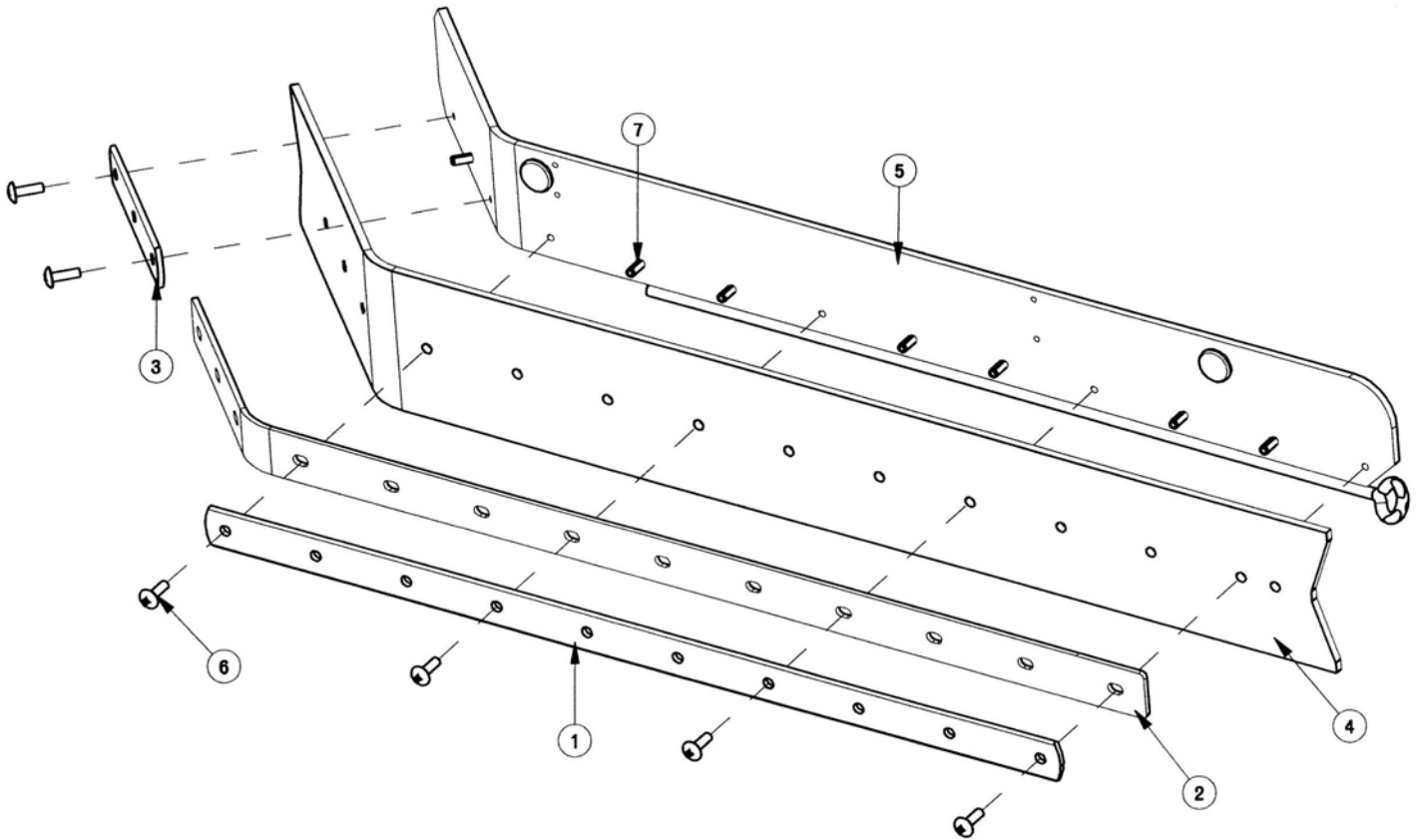
| BILL OF MATERIAL - 281851 | | | |
|---------------------------|----------|-------|------------------------------|
| ITEM | PART NO. | REQ'D | DESCRIPTION |
| 1 | 241679 | 1 | LONG RETAINER, SIDE SQ |
| 2 | 281855 | 1 | BACKER BLADE, LONG |
| 3 | 281856 | 1 | SHORT RETAINER, SIDE SQ |
| 4 | 281859 | 1 | SIDE SQUEEGEE BLADE LINAT EX |
| 5 | 281860 | 1 | DISK SQUEEGEE BRKT WMT LH |
| 6 | 710154 | 6 | SCR-MC TR HD 10-32 X .625 SS |
| 7 | 711622 | 7 | ROLL PIN 3/16"X 5/8" |



| BILL OF MATERIAL - 281857 | | | |
|---------------------------|----------|-------|------------------------------|
| ITEM | PART NO. | REQ'D | DESCRIPTION |
| 1 | 241679 | 1 | LONG RETAINER, SIDE SQ |
| 2 | 281855 | 1 | BACKER BLADE, LONG |
| 3 | 281856 | 1 | SHORT RETAINER, SIDE SQ |
| 4 | 281859 | 1 | SIDE SQUEEGEE BLADE LINATEX |
| 5 | 281864 | 1 | SQUEEGEE BRK'T WMNT RH |
| 6 | 710154 | 6 | SCR-MC TR HD 10-32 X .625 SS |
| 7 | 711622 | 7 | ROLL PIN 3/16"X 5/8" |



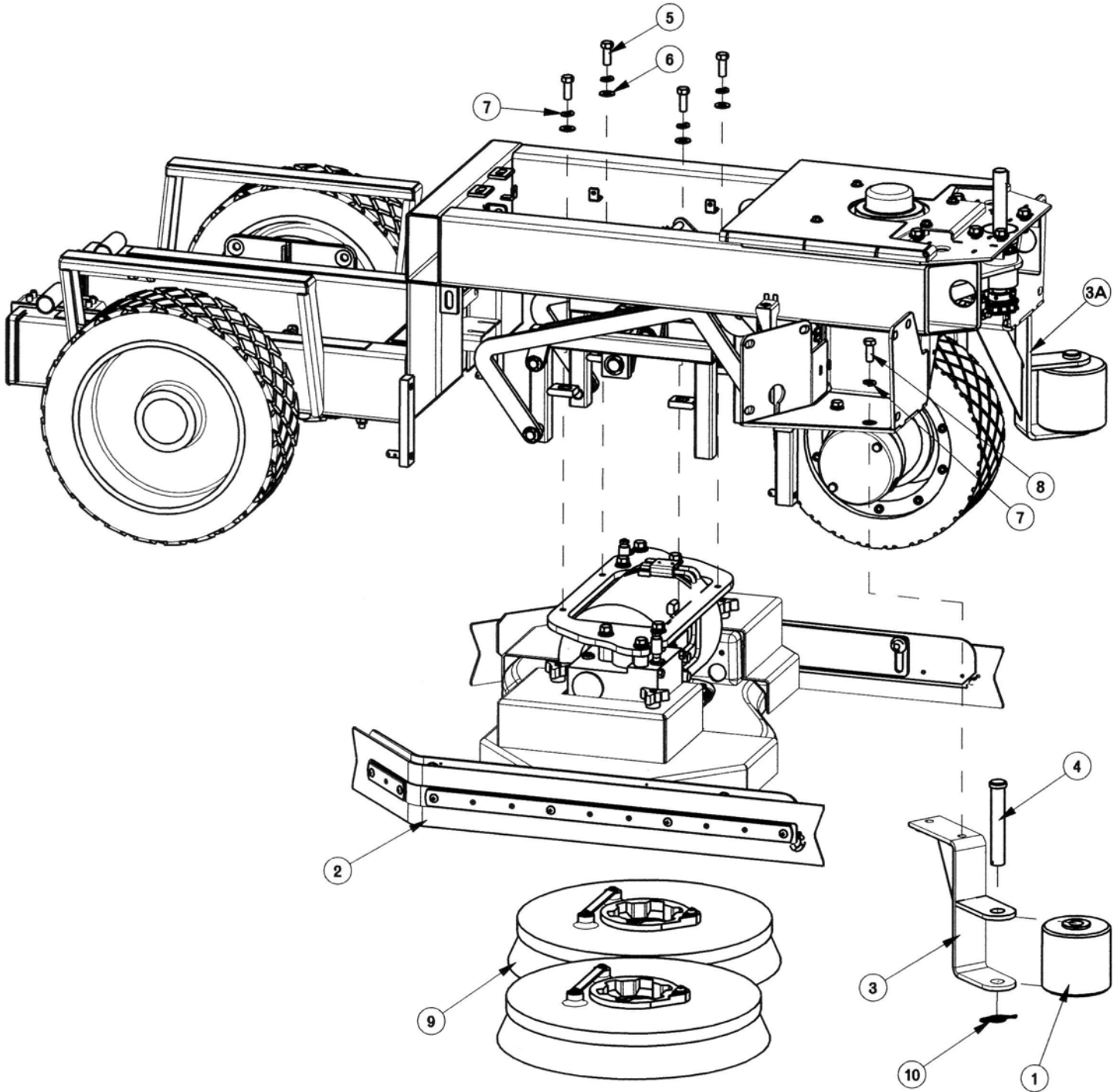
| BILL OF MATERIAL - 281878 | | | |
|---------------------------|----------|-------|------------------------------|
| ITEM | PART NO. | REQ'D | DESCRIPTION |
| 1 | 241679 | 1 | LONG RETAINER, SIDE SQ |
| 2 | 281855 | 1 | BACKER BLADE, LONG |
| 3 | 281856 | 1 | SHORT RETAINER, SIDE SQ |
| 4 | 281859 | 1 | SIDE SQUEEGEE BLADE LINATEX |
| 5 | 281880 | 1 | DISK SQUEEGEE BRKT WMT LH |
| 6 | 710154 | 6 | SCR-MC TR HD 10-32 X .625 SS |
| 7 | 711622 | 7 | ROLL PIN 3/16"X 5/8" |



| BILL OF MATERIAL - 281875 | | | |
|---------------------------|----------|-------|------------------------------|
| ITEM | PART NO. | REQ'D | DESCRIPTION |
| 1 | 241679 | 1 | LONG RETAINER, SIDE SQ |
| 2 | 281855 | 1 | BACKER BLADE, LONG |
| 3 | 281856 | 1 | SHORT RETAINER, SIDE SQ |
| 4 | 281859 | 1 | SIDE SQUEEGEE BLADE LINATEX |
| 5 | 281877 | 1 | SQUEEGEE BRK'T WMNT RH |
| 6 | 710154 | 6 | SCR-MC TR HD 10-32 X .625 SS |
| 7 | 711622 | 7 | ROLL PIN 3/16"X 5/8" |

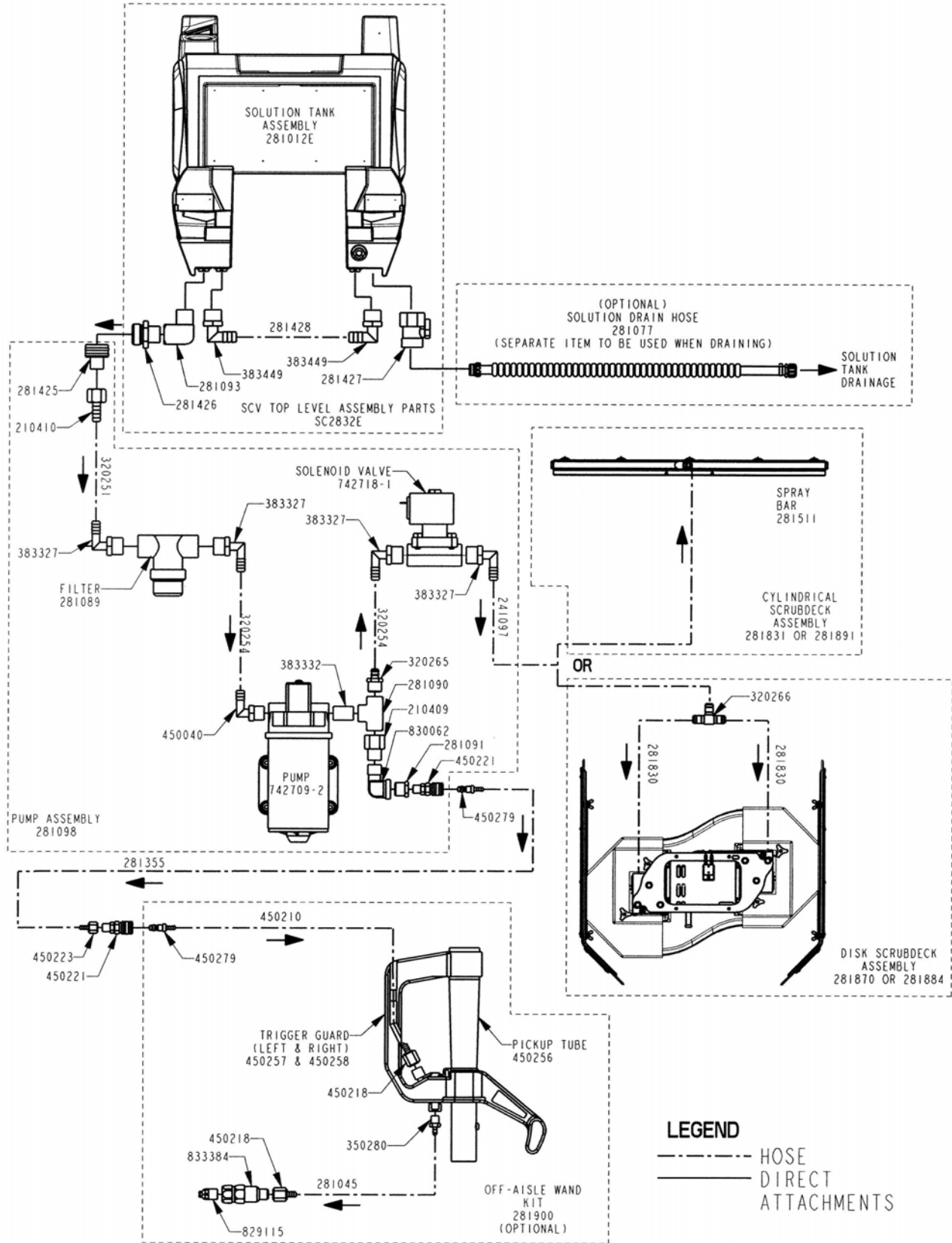
| BILL OF MATERIAL - 28" Cylindrical | | | |
|------------------------------------|----------|-------|--|
| ITEM | PART NO. | REQ'D | DESCRIPTION |
| 1 | 66-436-A | 2 | RUBBER ROLLER |
| 2 | 281520 | 2 | BRUSH, CYL 28" .022 NYLON |
| 2A | 281521 | 2 | BRUSH, CYL 28" .028 NYL |
| 2B | 281522 | 2 | BRUSH, CYL 28" .026 PP |
| 2C | 281525 | 2 | BRUSH, CYL 28" SCRUBGRIT II 120 |
| 2D | 281526 | 2 | BRUSH, CYL 28" NYLOGRIT 80GR |
| 2E | 281527 | 2 | BRUSH, CYL 28" STRATAGRIT 46GR |
| 2F | 281529 | 2 | BRUSH, CYL 28" SCRUBGRIT 180GR |
| 3 | 281290 | 1 | CYLINDRICAL SCRUBDECK ASSY, 28" NO BRUSHES |
| 4 | 281955 | 2 | FRONT ROLLER MOUNT BRKT WMT |
| 5 | 360017 | 2 | 3/4" X 4.50 CLEVIS PIN |
| 6 | 711242 | 10 | BLT-HEX 3/8 -16X1.00 ZP |
| 7 | 711515 | 13 | WSR-FLAT .406 X .812 X .0625 |
| 8 | 711546 | 14 | WSR-HELICAL 3/8 |
| 9 | 713042 | 4 | BLT-HH 3/8-16 X 1 #5 |
| 10 | 3400661 | 2 | PIN-COTTER 5/8 RUE-RING |

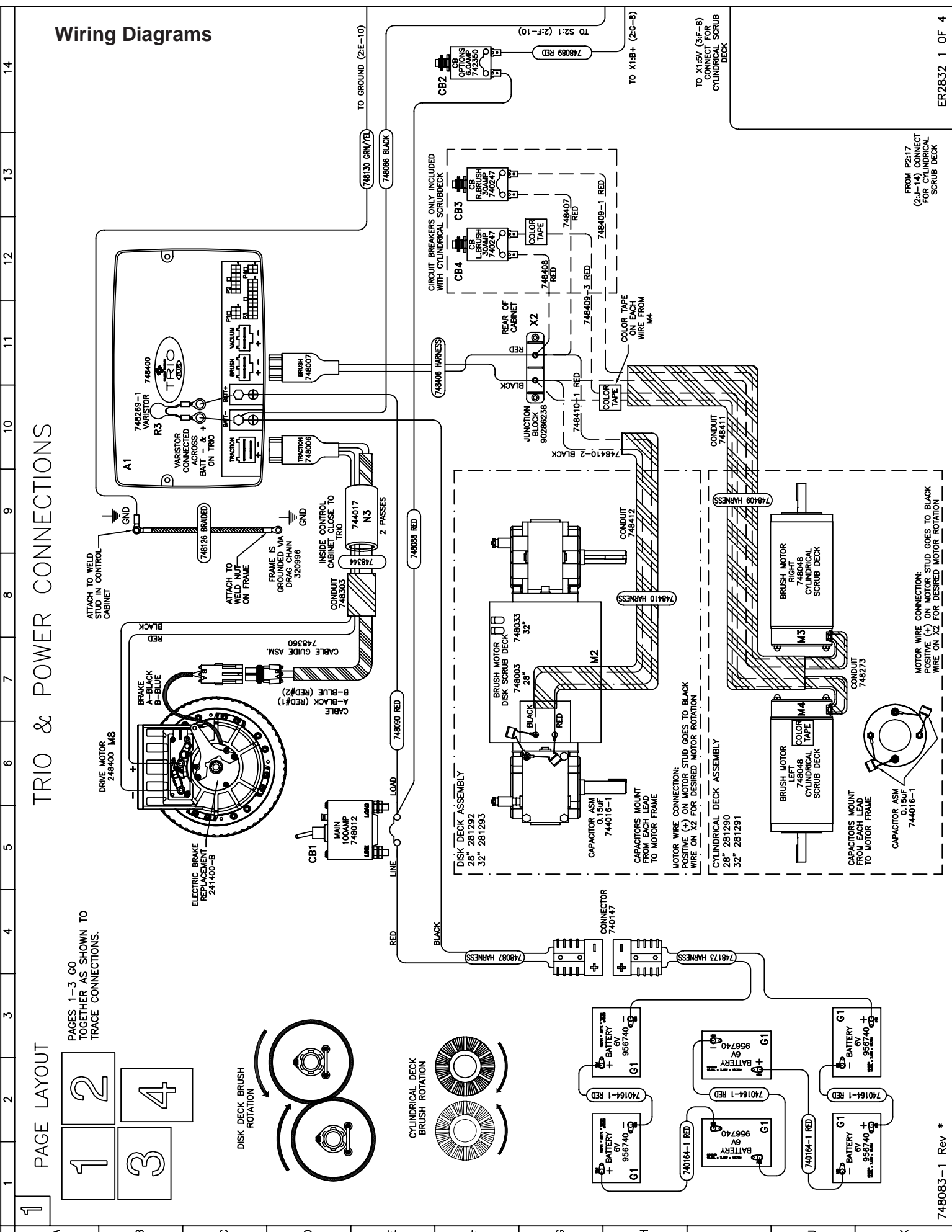
| BILL OF MATERIAL - 32" Cylindrical | | | |
|------------------------------------|----------|-------|--|
| ITEM | PART NO. | REQ'D | DESCRIPTION |
| 1 | 66-436-A | 2 | RUBBER ROLLER |
| 2 | 281530 | 2 | BRUSH, CYL 32" .022 NYLON |
| 2A | 281531 | 2 | BRUSH, CYL 32" .028 NYL |
| 2B | 281532 | 2 | BRUSH, CYL 32" .026 PP |
| 2C | 281535 | 2 | BRUSH, CYL 32" SCRUBGRIT II 120 |
| 2D | 281536 | 2 | BRUSH, CYL 32" NYLOGRIT 80GR |
| 2E | 281537 | 2 | BRUSH, CYL 32" STRATAGRIT 46GR |
| 2F | 281539 | 2 | BRUSH, CYL 32" SCRUBGRIT 180GR |
| 3 | 281291 | 1 | CYLINDRICAL SCRUBDECK ASSY, 32" NO BRUSHES |
| 4 | 281976 | 1 | FRONT ROLLER MNT BRKT WMT, RH (32" ONLY) |
| 4A | 281971 | 1 | FRONT ROLLER MNT BRKT WMT, LH (32" ONLY) |
| 5 | 360017 | 2 | 3/4" X 4.50 CLEVIS PIN |
| 6 | 711242 | 10 | BLT-HEX 3/8 -16X1.00 ZP |
| 7 | 711515 | 13 | WSR-FLAT .406 X .812 X .0625 |
| 8 | 711546 | 14 | WSR-HELICAL 3/8 |
| 9 | 713042 | 4 | BLT-HH 3/8-16 X 1 #5 |
| 10 | 3400661 | 2 | PIN-COTTER 5/8 RUE-RING |



| BILL OF MATERIAL - 28" Disk | | | |
|-----------------------------|----------|-------|---|
| ITEM | PART NO. | REQ'D | DESCRIPTION |
| 1 | 66-436-A | 2 | RUBBER ROLLER |
| 2 | 281292 | 1 | DISK SCRUBDECK ASSEMBLY, 28" NO BRUSHES |
| 3 | 281955 | 1 | FRONT ROLLER MOUNT BRKT WMT |
| 4 | 360017 | 2 | 3/4" X 4.50 CLEVIS PIN |
| 5 | 711242 | 10 | BLT-HEX 3/8 -16X1.00 ZP |
| 6 | 711515 | 13 | WSR-FLAT .406 X .812 X .0625 |
| 7 | 711546 | 14 | WSR-HELICAL 3/8 |
| 8 | 713042 | 4 | BLT-HH 3/8-16 X 1 #5 |
| 9 | 3313135 | 2 | BRUSH SCRUB 14" PLASTIC NYLON |
| 9A | 3313125 | 2 | POWER DRIVE 14" POWERGRIT 80 S/S |
| 9B | 3313127 | 2 | POWER DRIVE 14" POWERGRIT 46 HDS |
| 9C | 3313131 | 2 | BRUSH SCRUB 14" PLAS WIRE |
| 9D | 3313133 | 2 | BRUSH SCRUB 14" PLAS BUTCHWIRE |
| 9E | 3315494 | 2 | BRUSH 14" PWR DRIVE W/PAD HLDR |
| 9F | 3315386 | 2 | POWER DRIVE 14" POWERGRIT 120 AGS |
| 10 | 3400661 | 2 | PIN-COTTER 5/8 RUE-RING |

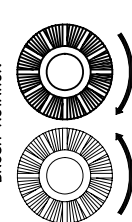
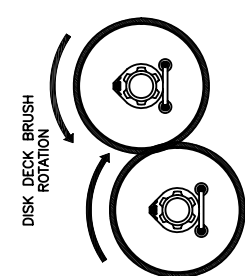

| BILL OF MATERIAL - 32" Disk | | | |
|-----------------------------|----------|-------|--|
| ITEM | PART NO. | REQ'D | DESCRIPTION |
| 1 | 66-436-A | 2 | RUBBER ROLLER |
| 2 | 281293 | 1 | DISK SCRUBDECK ASSEMBLY, 32" NO BRUSHES |
| 3 | 281976 | 1 | FRONT ROLLER MOUNT BRKT WMT, RH (32" ONLY) |
| 3A | 281971 | 1 | FRONT ROLLER MOUNT BRKT WMT, LH (32" ONLY) |
| 4 | 360017 | 2 | 3/4" X 4.50 CLEVIS PIN |
| 5 | 711242 | 10 | BLT-HEX 3/8 -16X1.00 ZP |
| 6 | 711515 | 13 | WSR-FLAT .406 X .812 X .0625 |
| 7 | 711546 | 14 | WSR-HELICAL 3/8 |
| 8 | 713042 | 4 | BLT-HH 3/8-16 X 1 #5 |
| 9 | 3313136 | 2 | BRUSH SCRUB 16" PLASTIC NYLON |
| 9A | 3313126 | 2 | POWER DRIVE 16" POWERGRIT 80 S/S |
| 9B | 3313128 | 2 | POWER DRIVE 16" POWERGRIT 46 HDS |
| 9C | 3313132 | 2 | BRUSH SCRUB 16" PLAS WIRE |
| 9D | 3313134 | 2 | BRUSH SCRUB 16" PLAS BUTCHWIRE |
| 9E | 3315495 | 2 | BRUSH 16" PWR DRIVE W/PAD HLDR |
| 9F | 3315385 | 2 | POWER DRIVE 16" POWERGRIT 120 AGS |
| 10 | 3400661 | 2 | PIN-COTTER 5/8 RUE-RING |





TRIO & POWER CONNECTIONS

PAGES 1-3 GO TOGETHER AS SHOWN TO TRACE CONNECTIONS.



Wiring Diagrams

WIRE COLORS & FUNCTIONS

P2: TRIO CONNECTOR

| PIN # | COLOR | FUNCTION |
|-------|---------------|----------------------------------|
| 1 | GREY/RED | WATER SOLENOID VALVE |
| 2 | GREY/BLACK | WATER SOLENOID VALVE |
| 3 | YELLOW/ORANGE | SQUEEGE ACTUATOR |
| 4 | BLUE/GREEN | BRUSH ACTUATOR |
| 5 | WHITE/YELLOW | WATER FLOW POTENTIOMETER (SLOW) |
| 6 | — | — |
| 7 | WHITE/RED | WATER FLOW POTENTIOMETER (WIPER) |
| 8 | VIOLET/BLACK | WATER PUMP |
| 9 | BLACK/VIOLET | WATER PUMP |
| 10 | YELLOW/BLUE | SQUEEGE ACTUATOR |
| 11 | BLUE/ORANGE | BRUSH ACTUATOR |
| 12 | WHITE/GREEN | WATER FLOW POTENTIOMETER (FAST) |
| 13 | — | — |
| 14 | ORANGE/VIOLET | BRUSH DECK PRESSURE SETTING |

P3: TRIO CONNECTOR

| PIN # | COLOR | FUNCTION |
|-------|---------------|-----------------------------------|
| 1 | YELLOW/RED | 5 MODE SWITCH: LIGHT SCRUB |
| 2 | YELLOW/BLACK | 5 MODE SWITCH: HEAVY SCRUB |
| 3 | YELLOW | 5 MODE SWITCH: TRANSPORT |
| 4 | — | — |
| 5 | BLUE/WHITE | DECK RAISE/LOWER SWITCH |
| 6 | RED/YELLOW | BATTERY GAUGE SIGNAL |
| 7 | GREY/YELLOW | HOUR METER |
| 8 | RED/WHITE | ON/OFF RED (B+) |
| 9 | BLACK/ORANGE | SPEED POTENTIOMETER (SLOW) |
| 10 | BLACK/PINK | SPEED POT/SEAT SAFETY SWITCH |
| 11 | YELLOW/WHITE | 5 MODE SWITCH: VACUUM ONLY |
| 12 | YELLOW/GREY | 5 MODE SWITCH: DOUBLE SCRUB |
| 13 | VIOLET/YELLOW | REVERSE SWITCH |
| 14 | BROWN/GREEN | FLOAT SWITCH: SOLUTION TANK EMPTY |
| 15 | WHITE/BLUE | OFF AISLE WAND |
| 16 | RED/BLACK | HIGH SWITCH REF: 5VDC |
| 17 | BROWN/BLACK | BACK UP ALARM |
| 18 | RED/VIOLET | ON/OFF INPUT: KEY SWITCH-KSI |
| 19 | BLACK/RED | LOW SWITCH REF: 0VDC |
| 20 | BLACK/WHITE | SPEED POTENTIOMETER (FAST) |

MISCELLANEOUS

| COLOR | FUNCTION |
|---------------|--|
| RED | BATTERY 36VDC |
| BLACK | BATTERY 0VDC |
| RED/BLACK | HIGH SWITCH REF: 5VDC |
| BLACK/RED | LOW SWITCH REF: 0VDC |
| RED/VIOLET | KEY SWITCH INPUT- KSI |
| BLUE/YELLOW | HORN |
| ORANGE/VIOLET | DECK TYPE SELECT:CONNECT FOR CYLINDRICAL |

KEY SWITCH: S2

| PIN # | HARNES COLOR | FUNCTION |
|-------|--------------|-----------------------|
| 1 | BLACK | WATER SOLENOID VALVE |
| B | BLACK | WATER SOLENOID VALVE |
| 2 | RED/WHITE | +V FROM TRIO P3:8 |
| B1 | RED/VIOLET | E-STOP-TRIO KSI P3:18 |

BATTERY GAUGE: BDI

| PIN # | COLOR | FUNCTION |
|-------|--------------|----------------------|
| 1 | RED/VIOLET | SWITCHED 36VDC:P3-18 |
| 2 | RED/YELLOW | SIGNAL: P3-6 |
| 3 | BLACK/RED | SIGNAL REF 0V |
| 4 | GREEN/YELLOW | ESD DISCHARGE |

MODE SELECT SWITCH: S4

| SWT # | PIN # | COLOR | FUNCTION |
|-------|-------|--------------|---------------|
| 1 | 1 | YELLOW/BLACK | HEAVY SCRUB |
| 2 | 2 | YELLOW/RED | LIGHT SCRUB |
| 3 | 3 | YELLOW/GREY | DOUBLE SCRUB |
| 4 | 4 | YELLOW/WHITE | VACUUM ONLY |
| 5 | 5 | YELLOW | TRANSPORT |
| C | 6 | RED/BLACK | SWITCH REF 5V |

DIRECTION SWITCH: S6

| PIN # | COLOR | FUNCTION |
|-------|---------------|----------------------|
| 1 | VIOLET/YELLOW | REVERSE |
| 2 | RED/BLACK | HIGH SWITCH REF 5VDC |
| 3 | EMPTY | — |
| 4 | EMPTY | — |
| 5 | EMPTY | — |
| 6 | EMPTY | — |

DECK RAISE/LOWER SWITCH: S9

| PIN # | COLOR | FUNCTION |
|-------|------------|------------------------|
| 1 | RED/BLACK | HIGH SWITCH REF 5VDC |
| 2 | BLUE/WHITE | DECK RAISE/LOWER INPUT |
| 3 | BLACK/RED | LOW SWITCH RED 0VDC |
| 4 | EMPTY | — |
| 5 | EMPTY | — |
| 6 | EMPTY | — |

ER2832 PART REFERENCE LIST
Schematic 745083-1

| REFERENCE # | COMPONENT NAME | PART NUMBER | LOCATION |
|-------------|---|-------------------|-----------|
| M1 | VACUUM MOTOR | 742772-1 | 3:D-2 |
| M2 | BRUSH MOTOR DISK | 748003 or 748033 | 1:G-7 |
| M3 | BRUSH MOTOR CYLINDRICAL- RIGHT | 748048 | 1:J-6 |
| M4 | BRUSH MOTOR CYLINDRICAL- LEFT | 748048 | 1:J-7 |
| M5 | SQUEEGEE ACTUATOR | 748009-1 | 3:B-4 |
| M6 | BRUSH DECK ACTUATOR | 740819-2 | 3:B-11 |
| M7 | WATER PUMP ASSEMBLY(BRUSH DECK) | 742709-2 | 2:H-3 |
| M8 | DRIVE MOTOR | 281400 | 1:D-6 |
| A1 | TRIO CONTROL UNIT- ERIDE | 748400 | 1:C-9 |
| | TRIO PROGRAM | 748400-1 | N/A |
| S2 | KEY SWITCH | 742927 | 2:F-10 |
| S3 | HORN SWITCH | 748047 | 2:I-11 |
| S4 | MODE SELECT SWITCH | 747027 | 2:A-6 |
| S5 | ACCELERATOR SWITCH | PART of 748013-1 | 2:K-2 |
| S6 | DIRECTION SWITCH | 748151 | 2:D-9 |
| S7 | OFF AISLE WAND SWITCH- OPTION 281900 | 742716 | 2:B-10 |
| S8 | SEAT SWITCH | 281087-1 | 2:I-2 |
| S9 | DECK RAISE/LOWER SWITCH | 748152 | 2:I-5 |
| S10 | HEAD LIGHT SWITCH- OPTION 281990 | 742716 | 2:B-13 |
| B1 | SOLUTION TANK EMPTY FLOAT SWITCH | 742708-4 | 2:A-4 |
| CB1 | MAIN CIRCUIT BREAKER 100A | 748012 | 1:E-5 |
| CB2 | CIRCUIT BREAKER 6A | 742350 | 1:F13 |
| CB3 | CIRCUIT BREAKER 30A RIGHT CYLINDRICAL BRUSH MOTOR | 740247 | 1:F12 |
| CB4 | CIRCUIT BREAKER 30A LEFT CYLINDRICAL BRUSH MOTOR | 740247 | 1:F11 |
| H1 | HORN / BACKUP ALARM | 748200 | 2:K-7 |
| H2 | WARNING BEACON ASSEMBLY- OPTION 281845 | 748135-1 | 2:E-13 |
| Y1 | WATER SOLENOID (BRUSH DECK) | 748390 | 3:J-3 |
| HM1 | HOUR METER | 740539 | 2:J-6 |
| BDI | BATTERY GAUGE, BDI | 747011 | 2:I-8 |
| G1 | BATTERY 6V 235Ah (FLOODED TYPE) | 956740 | 1:G,J-2,3 |
| OPTIONAL:G1 | BATTERY 12V 312Ah (AGM TYPE) | 956745 | 1:G,J-2,3 |
| R1 | SPEED POTENTIOMETER | 748013-1 | 3:K-3 |
| R2 | WATER FLOW POTENTIOMETER ASSEMBLY | 747025 | 3:C-14 |
| R3 | VARISTOR ASM | 748269-1 | 1:C-10 |
| L1 | HEADLIGHT, RIGHT- OPTION 281990 | 742704 | 2:D-13 |
| L2 | HEADLIGHT, LEFT- OPTION 281990 | 742704 | 2:C-13 |
| X1 | TERMINAL BLOCK | 748153 | 2:G-8 |
| X2 | JUNCTION BLOCK- BRUSH MOTOR | 90286238 | 2:G-10 |
| N1 | EMI FILTER (WATER PUMP) | 742391 | 3:H-5 |
| N6 | TORROID (VAC MOTOR) | 742254 | 3:E-4 |
| C1 | CAPACITOR (VAC MOTOR) | 742289 (2) | 1:D,E-3 |
| C2 | CAPACITOR (BRUSH MOTORS) | 744016-1 (2 or 4) | 1:G-6 |
| P2 | WIRE HARNESS TO TRIO | 748190 | 3:J-13 |
| P3 | WIRE HARNESS TO TRIO | 748191 | 2:F-4 |
| | WIRE HARNESS, MAIN HARNESS | 748138E | N/A |

Revision F
Effective November 1, 2008
PowerBoss Made Simple Industrial Limited Warranty

Minuteman International owner of PowerBoss warrants to the original purchaser/user that the product is free from defects in workmanship and materials under normal use. PowerBoss will, at its option, repair or replace without charge, parts that fail under normal use and service when operated and maintained in accordance with the applicable operation and instruction manuals. All warranty claims must be submitted through and approved by factory authorized repair stations.

This warranty does not apply to normal wear, or to items whose life is dependent on their use and care. Parts not manufactured by PowerBoss are covered by and subject to the warranties and/or guarantees of their manufacturers. Please contact Minuteman International for procedures in warranty claims against these manufacture.

Special warning to purchaser – Use of replacement parts not manufactured by PowerBoss or its designated licensees, will void all warranties expressed or implied. A potential health hazard exists without original equipment replacement.

All warranted items become the sole property of Minuteman International or PowerBoss or its original manufacturer, whichever the case may be.

PowerBoss disclaims any implied warranty, including the warranty of merchantability and the warranty of fitness for a particular purpose. PowerBoss assumes no responsibility for any special, incidental or consequential damages.

This limited warranty is applicable only in the U.S.A. and Canada, and is extended only to the original user/purchaser of this product. Customers outside the U.S.A. and Canada should contact their local distributor for export warranty policies. PowerBoss is not responsible for costs or repairs performed by persons other than those specifically authorized by PowerBoss. This warranty does not apply to damage from transportation, alterations by unauthorized persons, misuse or abuse of the equipment, use of non-compatible chemicals, or damage to property, or loss of income due to malfunctions of the product. If a difficulty develops with this machine, you should contact the dealer from whom it was purchased.

This warranty gives you specific legal rights, and you may have other rights, which vary from state to state. Some states do not allow the exclusion or limitation of special, incidental or consequential damages, or limitations on how long an implied warranty lasts, so the above exclusions and limitations may not apply to you.

| | Travel* | Labor | Parts | Engine | Extended Warranty | Costs |
|----------------------|-------------|------------|----------------------|------------------------|---|-------|
| Walk behinds | | | | | | |
| Battery sweepers | Ninety days | One year | One year | N/A | 2 years Parts + Labor (or 2000 Hours) | 2% |
| IC sweepers | Ninety days | One year | One year | Through manufacturer | 2 years Parts + Labor (or 2000 Hours) | 2% |
| Battery scrubbers | Ninety days | Two years | Three years | N/A | 3 Years Parts + Labor (or 3000 Hours) | 2% |
| Riders | | | | | | |
| Battery scrubbers | Ninety days | Two years | Three years/2000 hrs | N/A | 3 Years Parts + Labor (or 3000 Hours) | 2% |
| IC sweeper/scrubbers | Ninety days | Six months | Two years/2000 hrs | Two years/3000 hrs** | 2 years Parts + Labor (or 2000 Hours) | 3% |
| IC sweepers | Ninety days | Six months | Four years/3000 hrs | Five years/3000 hrs** | 4 Years Parts + 2 Years Labor (or 4000 Hours) | 3% |
| Exceptions | | | | | | |
| Apex series sweeper | Ninety days | One year | One year/1000 hrs | One year/1000 hrs** | 2 years Parts + Labor (or 2000 Hours) | 3% |
| 6X sweeper | Ninety days | Six months | Two years/2000 hrs | Two years/2000 hours** | 2 years Parts + Labor (or 2000 Hours) | 3% |

Tank Bladders Eight years/ no additional labor
Polypropylene plastic tanks Ten years/ no additional labor
Batteries 0-3 months full replacement, 4-12 prorated credit
Charges One-year replacement
Replacement parts Ninety days

*Two-hour cap

**Through engine manufacture. See section 3 of warranty manual for engine warranty exceptions

***Base upon dealer's certification status

Extended Warranty MUST be signed up within 30 days of delivery to End User (Dealer has 1 Year from Receiving Machine to Sign up extended Warranty)

Extended Warranty Cost is based on Invoice Price multiplied by the Percentage listed in the Extended Warranty Column

All above labor and travel reimbursed at 65 or 75% of the published shop rate.